

2021

# THE SPANISH JUDICIARY IN FIGURES 2021

JUDICIAL STATISTICS



GENERAL COUNCIL OF THE JUDICIARY  
[www.poderjudicial.es](http://www.poderjudicial.es)



Published by  
**GENERAL COUNCIL OF THE JUDICIARY**  
C/ Marqués de la Ensenada, 8 – 28004 Madrid (Spain)



# SUMMARY

<b>STRUCTURE AND RESOURCES.....</b>	<b>5</b>
NUMBER OF JUDICIAL DISTRICTS .....	6
SINGLE JUDGE COURTS .....	7
COLLEGIATE BODIES .....	8
MEMBERS OF THE JUDICIARY .....	9
MEMBERS OF THE JUDICIARY PER 100.000 INHABITANTS .....	10
PERCENTAGE OF JUDGES AND SENIOR JUDGES IN THE H.C.J .....	10
AGE PYRAMID JUDGES AND MAGISTRATES AT JANUARY 1, 2021 .....	11
PROVINCIAL COURTS AND HIGH COURTS OF JUSTICE CHAMBERS PRESIDENTS .....	12
JUSTICES OF PEACE BODIES .....	13
STAFF PUBLIC PROSECUTORS .....	14
STAFF COURT CLERKS .....	15
STAFF DIGESTS .....	15
OFFICERS OF COURTS STAFF .....	16
OFFICERS OF COURTS STAFF IN PROSECUTOR OFFICES .....	17
CENSUS OF LAWYERS AND SOLICITORS .....	20
SOCIAL GRADUATES .....	22
STATE LEGAL SERVICE .....	23
LAND CHARGE AND COMMERCIAL REGISTRARS .....	24
NOTARIES IN-ACTIVE .....	25
COURT SYSTEM BUDGET .....	26
COMPENSATION OF USERS FOR JUDICIAL DYSFUNCTION .....	27
LEGAL AID .....	28
JUDICIAL ACCOUNT .....	29
PAYMENTS FOR SALARIES PROCESSED CHARGED TO THE STATE.....	30
FINES COLLECTED .....	31
COURT FEES .....	32
<b>PERSONNEL TURNOVER .....</b>	<b>33</b>
<b>WORKLAND AND RESOLVED CASES .....</b>	<b>36</b>
CASES HANDLED.....	37
RATES .....	42
EVOLUTION 2020/2021.....	44
<b>TIME SERIES .....</b>	<b>46</b>
<b>HIGH COURTS OF JUSTICE DATA.....</b>	<b>53</b>

REQUEST LETTERS/COMMON OFFICES .....	61
INFORMATION REQUESTS ON PNJ NETWORK.....	62
PRACTICED NOTICES THROUGH Lexnet.....	63
NUMBER OF CONVICTS AT 31 <sup>ST</sup> DECEMBER 2021 .....	64
<b>IMPORTANT CASES HANDLING.....</b>	<b>65</b>
PAYMENT PROCEEDINGS .....	66
DIVORCES AND SEPARATIONS.....	67
AMENDMENT OF MEASURES .....	67
NON-CONTENTIOUS PROCEEDINGS .....	68
BANKRUPTCY PROCEEDINGS .....	69
FAST TRIALS FOR CRIMINAL PROCEDURES .....	71
JURY TRIALS .....	72
IMMIGRATION .....	73
DOMESTIC VIOLENCE .....	74
VIOLENCE AGAINST WOMEN .....	76
RESOLVED CASES IN LABOR COURTS .....	79
JUDICIAL AUCTIONS .....	80
INCOMING NULLITY SUITS.....	81
LEGAL PROTECTION APPEALS LODGED BEFORE THE CONSTITUTIONAL COURT	81
PRELIMINARY RULING SUBMITS TO THE COURT OF JUSTICE OF THE E.U. ....	82
INTERNATIONAL REQUEST OF JUDICIAL COOPERATION. CIVIL BODIES .....	83
INTERNATIONAL REQUEST OF JUDICIAL COOPERATION. CRIMINAL BODIES ...	83
EXTRADITIONS REQUESTS.....	83
INSTRUMENTS FOR MUTUAL RECOGNITION OF JUDICIAL DECISIONS THROUGHOUT THE EU .....	84
SPECIAL INVESTIGATION INSTRUMENTS OF COOPERATION WITH FOREIGNERS AUTHORITIES.....	84
EXTRADITIONS SENDING TO OTHER COUNTRIES .....	84
INTERNATIONAL REQUEST OF JUDICIAL CO-OPERATION TRANSMITTED BY OTHER COUNTRIES.....	84
JUSTICES OF PEACE DATA. 2021 .....	86
CONCILIATION PROCEEDINGS .....	87
LABOR ARBITRATION .....	88
<b>THE QUALITY OF THE COURT SYSTEM .....</b>	<b>89</b>
JUDGMENTS BY TYPE OF JUDGE .....	90
COURTS OF APPEAL .....	94
ESTIMATED LENGTH OF PROCEEDINGS .....	99
AVERAGE TIME OF PROCEEDINGS PENDING AT THE END OF THE YEAR .....	105
<b>OFFICIAL COMPLAINTS.....</b>	<b>111</b>
<b>KEY INDICATORS.....</b>	<b>117</b>

## PRESENTATION

As part of its policy of transparency, the General Council of the Judiciary (GCJ), has taken, for another year, the step of compiling “The Spanish Judiciary in figures”, which sets out the key statistics for 2021 describing quantitatively the Spanish Court system.

The full document may be accessed at [www.poderjudicial.es/Temas/Estadistica-Judicial](http://www.poderjudicial.es/Temas/Estadistica-Judicial), in Statistics National Plan section, origin of data for this publication, where there is also available the complementary and most updated information.

Queries, comments and additional requests for information can be directed to the email [estadistica.judicial@cgpj.es](mailto:estadistica.judicial@cgpj.es).

We would like to thank the judicial bodies cooperation, who are responsible the most of information, as well as the rest of government bodies and institutions providing the information to the Judicial Statistics National Plan.



# STRUCTURE AND RESOURCES



NUMBER OF JUDICIAL DISTRICTS <sup>1</sup>

Andalucía	85
Aragón	16
Asturias, Principado de	18
Balears, Illes	6
Canarias	19
Cantabria	8
Castilla y León	41
Castilla - La Mancha	31
Cataluña	49
Comunitat Valenciana	36
Extremadura	21
Galicia	45
Madrid, Comunidad de	21
Murcia, Región de	11
Navarra, Comunidad Foral de	5
País Vasco	14
Rioja, La	3
Ceuta	1
Melilla	1
<b>TOTAL</b>	<b>431</b>

---

<sup>1</sup> Data as at January 1, 2021

SINGLE JUDGE COURTS <sup>2</sup>

<b>Exclusive Dean's Offices</b>	<b>9</b>
<b>Civil:</b>	
Courts of First Instance	719
Family Courts of First Instance	129
Mortgage Courts of First Instance	3
Wardship Courts of First instance	20
Findings and arbitration Courts of First instance	1
Commercial Courts	91
Exclusive Public Registries	26
Central Public Registry	2
<b>TOTAL</b>	<b>991</b>
<b>Criminal:</b>	
Magistrates' Courts	499
Violence against women Courts	106
Prison Supervisory Courts	51
Criminal Courts	347
Violence against women Criminal Courts	31
Criminal of enforcement Courts	17
Juveniles Courts	80
Juveniles of enforcement Courts	1
Central Inquiry Courts	6
Central Criminal Courts	1
Central Juvenile Courts	1
Central Prison Supervisory Courts	1
<b>TOTAL</b>	<b>1.141</b>
<b>Mixed Civil and Criminal:</b>	
Courts of First Instance and Magistrates	1.077
<b>TOTAL</b>	<b>1.077</b>
<b>Administrative:</b>	
Administrative Courts	229
Central Administrative Courts	12
<b>TOTAL</b>	<b>241</b>
<b>Labor:</b>	
Labor Courts	376
Labor of enforcement Courts	4
<b>TOTAL</b>	<b>380</b>
<b>Overall Total</b>	<b>3.839</b>

<sup>2</sup> Source: CGPJ. Data as at January 1, 2021



COLLEGIATE BODIES <sup>3</sup>

<b>Civil:</b>	
Provincial courts. Civil Chamber	103
Supreme Court 1 <sup>st</sup> . Chamber	1
<b>TOTAL</b>	<b>104</b>
<b>Criminal:</b>	
Provincial courts. Criminal Chamber	104
National High Court. Criminal Chamber	4
Supreme Court 2 <sup>nd</sup> . Chamber	1
<b>TOTAL</b>	<b>109</b>
<b>Mixed Civil and Criminal:</b>	
Provincial Courts. Mixed Divisions	23
H.C.J. Civil and Criminal Chamber	17
<b>TOTAL</b>	<b>40</b>
<b>Administrative:</b>	
H.C.J. Contentious Administrative Chamber	21
National High Court. Contentious Administrative Chamber	8
Supreme Court 3 <sup>rd</sup> . Chamber	1
<b>TOTAL</b>	<b>30</b>
<b>Labor:</b>	
H.C.J. Labor Chamber	21
National High Court. Labor Chamber	1
Supreme Court 4 <sup>th</sup> . Chamber	1
<b>TOTAL</b>	<b>23</b>
<b>Military:</b>	
Supreme Court 5 <sup>th</sup> . Chamber	1
<b>Supreme Court Special Chambers</b>	
Supreme Court Special Chambers	1
<b>National High Court. Appeal Chamber</b>	
National High Court. Appeal Chamber	1
<b>OVERALL TOTAL</b>	<b>309</b>

<sup>3</sup> Source: CGPJ. Data as at January 1, 2021

MEMBERS OF THE JUDICIARY <sup>4</sup>

	Exclusive Dean's Offices and President N.C.	Civil and Criminal	Administrative	Labor	Military	Judges for a judicial area	TOTAL
Andalucía	2	761	94	88	0	57	1.002
Aragón	1	119	14	14	0	3	151
Asturias, Principado	0	112	16	25	0	3	156
Balears, Illes	1	118	8	11	0	5	143
Canarias	0	210	23	34	0	14	281
Cantabria	0	60	7	10	0	3	80
Castilla y León	0	243	33	35	0	8	319
Castilla - La Mancha	0	159	18	20	0	9	206
Cataluña	1	675	49	84	0	30	839
Comunitat Valenciana	2	467	40	47	0	19	575
Extremadura	0	93	12	11	0	5	121
Galicia	0	263	35	50	0	9	357
Madrid, Comunitat	1	577	84	69	0	29	760
Murcia, Region de	0	124	16	16	0	8	164
Navarra, C. Foral de	0	52	9	6	0	3	70
País Vasco	1	173	24	31	0	10	239
Rioja (La)	0	28	4	5	0	2	39
State: Supreme Court and National High Court	1	55	86	16	8	0	166
<b>TOTAL</b>	<b>10</b>	<b>4.289</b>	<b>572</b>	<b>572</b>	<b>8</b>	<b>217</b>	<b>5.668</b>

<sup>4</sup> Source: General Council of Judiciary. Judges and Senior Judges are sitting in Courts. Data as at January 1, 2021

MEMBERS OF THE JUDICIARY PER 100.000 INHABITANTS <sup>5</sup>

Andalucía	11,6
Aragón	11,4
Asturias, Principado de	15,4
Balears, Illes	12,2
Canarias	12,9
Cantabria	13,7
Castilla y León	13,4
Castilla - La Mancha	10,1
Cataluña	10,8
Comunitat Valenciana	11,4
Extremadura	11,4
Galicia	13,2
Madrid, Comunidad de	11,3
Murcia, Región de	10,8
Navarra, Comunidad Foral de	10,6
País Vasco	10,8
Rioja, La	12,2
<b>SPAIN</b>	<b>12,0</b>

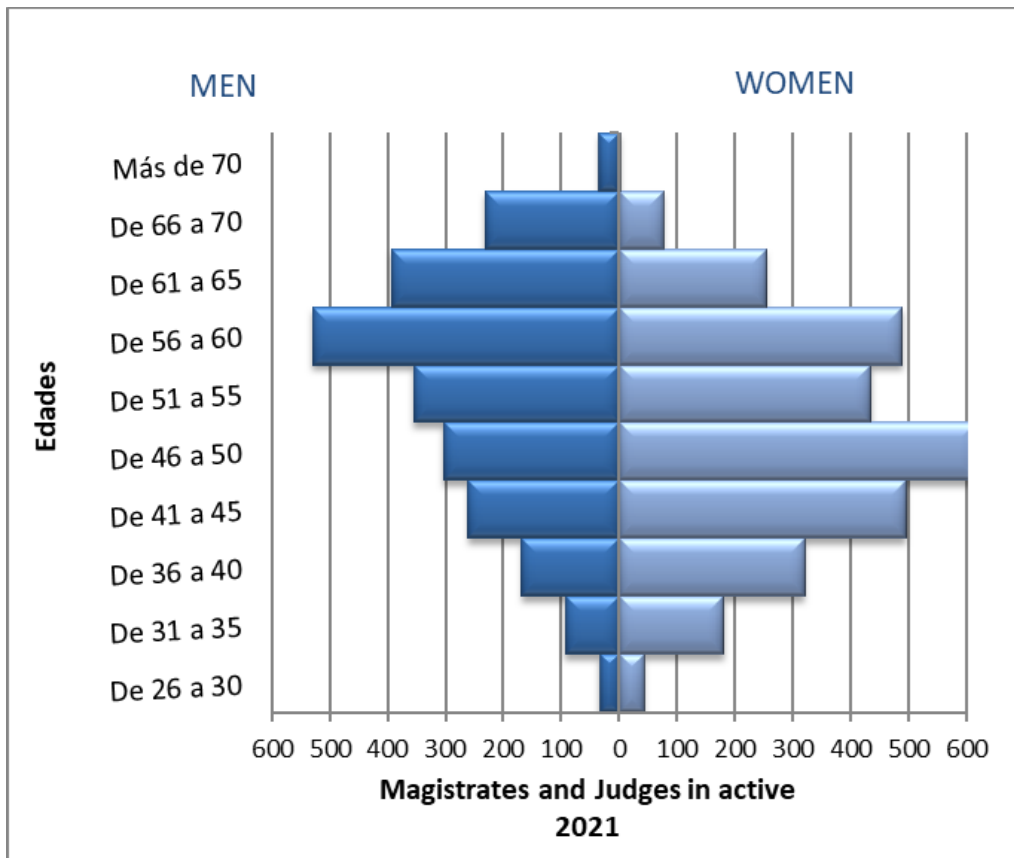
## PERCENTAGE OF JUDGES AND SENIOR JUDGES IN THE H.C.J

	Civil and Criminal <sup>6</sup>	Contentious-Admve.	Labor	Judges for a judicial area and attached like supplementary	TOTAL
Andalucía	18,0%	19,3%	15,8%	26,3%	18,2%
Aragón	2,8%	2,9%	2,5%	1,4%	2,7%
Asturias, Principado de	2,6%	3,3%	4,5%	1,4%	2,8%
Balears, Illes	2,8%	1,6%	2,0%	2,3%	2,6%
Canarias	5,0%	4,7%	6,1%	6,5%	5,1%
Cantabria	1,4%	1,4%	1,8%	1,4%	1,5%
Castilla y León	5,7%	6,8%	6,3%	3,7%	5,8%
Castilla - La Mancha	3,8%	3,7%	3,6%	4,1%	3,7%
Cataluña	15,9%	10,1%	15,1%	13,8%	15,2%
Comunitat Valenciana	11,0%	8,2%	8,5%	8,8%	10,5%
Extremadura	2,2%	2,5%	2,0%	2,3%	2,2%
Galicia	6,2%	7,2%	9,0%	4,1%	6,5%
Madrid, Comunidad de	13,6%	17,3%	12,4%	13,4%	13,8%
Murcia, Region de	2,9%	3,3%	2,9%	3,7%	3,0%
Navarra, Com. Foral de	1,2%	1,9%	1,1%	1,4%	1,3%
País Vasco	4,1%	4,9%	5,6%	4,6%	4,3%
Rioja (La)	0,7%	0,8%	0,9%	0,9%	0,7%

<sup>5</sup> Source: GCJ. Data as at January 1, 2021. The Supreme Court and the National High Court data are included in the Spain figures. Without them the figure would be **11,6**.

<sup>6</sup> The Judges awaiting allocation to court are included in figures

**MAGISTRATES AND JUDGES IN-ACTIVE**  
**AGE PYRAMID JUDGES AND MAGISTRATES AT JANUARY 1,**  
**2021**



**MAGISTRATES AND JUDGES IN-ACTIVE**

	Age Range						Total	Age average	Seniority average
	20 to 30	31 to 40	41 to 50	51 to 60	61 to 70	71 or more			
<b>Women</b>	44	502	1114	925	331	2	2.918	49,6	18,7
<b>Men</b>	33	261	564	885	624	35	2.402	54,1	22,6
<b>TOTAL</b>	77	763	1678	1810	955	37	5.320	51,6	20,5

## PROVINCIAL COURTS AND HIGH COURTS OF JUSTICE CHAMBERS PRESIDENTS<sup>7</sup>

Presidents	Number			% Women	Age Average			Seniority Average		
	Women	Men	Total		Women	Men	Total	Women	Men	Total
<b>Provincial Courts</b>	10	36	46	21,7%	59	60	60	31	32	31
<b>High Courts of Justice</b>										
<b>H.C.J. Civil and Criminal Chamber</b>	2	14	16	12,5%	61	61	61	35	33	34
<b>H.C.J. Contentious Administrative Chamber</b>	7	14	21	33,3%	58	60	60	31	32	32
<b>H.C.J. Labor Chamber</b>	10	12	22	45,5%	62	63	63	34	34	34

### Supreme Court Magistrates

Number			% Women	Age Average			Seniority Average		
Women	Men	Total		Women	Men	Total	Women	Men	Total
16	57	73	25,3%	63,2	63,9	63,7	34,3	29,1	30,2

<sup>7</sup> Fuente: General Council of the Judiciary. Data as at January 1, 2021

JUSTICES OF PEACE BODIES <sup>8</sup>

Andalucía	700
Aragón	715
Asturias, Principado de	60
Balears, Illes	61
Canarias	69
Cantabria	94
Castilla y León	2.207
Castilla - La Mancha	888
Cataluña	898
Comunitat Valenciana	506
Extremadura	367
Galicia	268
Madrid, Comunidad de	158
Murcia, Región de	34
Navarra, Comunidad Foral de	267
País Vasco	237
Rioja (La)	171
<b>SPAIN</b>	<b>7.700</b>

---

<sup>8</sup> Source: CGPJ. Data as at January 1, 2021

STAFF PUBLIC PROSECUTORS <sup>9</sup>

	Chief Prosecutors	Prosecutors	Prosecuting Lawyers	Total
<b>Central bodies</b>	<b>26</b>	<b>149</b>	<b>0</b>	<b>175</b>
Public Prosecutor's office	12	39	0	51
Public Prosecutors in High Court of Justice	9	40	0	49
Public Prosecutors in Constitutional Court	1	8	0	9
Public Prosecutors in Court of Auditors	1	5	0	6
Public Prosecutors in National High Court	1	16	0	17
Special Prosecutors for the prevention and repression of illegal drug trafficking	1	13	0	14
Special Prosecutors Anti-corruption and against Organised Crime	1	28	0	29
<b>High Courts of Justice of Regions</b>	<b>0</b>	<b>1.740</b>	<b>638</b>	<b>2.378</b>
Andalucía	0	324	137	461
Aragón	0	47	14	61
Asturias, Principado de	0	36	15	51
Balears, Illes	0	45	19	64
Canarias	0	93	31	124
Cantabria	0	20	8	28
Castilla y León	0	88	40	128
Castilla - La Mancha	0	62	26	88
Cataluña	0	306	91	397
Comunitat Valenciana	0	200	66	266
Extremadura	0	37	20	57
Galicia	0	101	46	147
Madrid, Comunidad de	0	243	69	312
Murcia, Región de	0	47	15	62
Navarra, Comunidad Foral de	0	16	5	21
País Vasco	0	64	33	97
Rioja	0	11	3	14
<b>TOTAL</b>	<b>26</b>	<b>1.889</b>	<b>638</b>	<b>2.553</b>

<sup>9</sup> Source: Public Prosecutor office. Data as at January 1, 2021

STAFF COURT CLERKS <sup>10</sup>

	Regular Staff	Personnel
Andalucía	753	636
Aragón	120	100
Asturias, Principado de	118	105
Balears, Illes	110	80
Canarias	217	172
Cantabria	61	58
Castilla y León	259	233
Castilla - La Mancha	166	128
Cataluña	663	463
Comunitat Valenciana	454	392
Extremadura	97	77
Galicia	278	237
Madrid, Comunidad de	634	527
Murcia, Región de	128	40
Navarra, Comunidad Foral	51	45
País Vasco	189	162
Rioja, La	31	28
Ceuta	16	1
Melilla	12	10
Central Bodies	65	60
<b>TOTAL</b>	<b>4.422</b>	<b>3.563</b>

## STAFF DIGESTS

	Judges	Public Prosecutors	Court Clerks	Ratio Judge/ Public Prosecutor	Ratio Judge/ Court Clerk
Andalucía	1.002	461	781	2,2	1,3
Aragón	151	61	120	2,5	1,3
Asturias, Ppado.	156	51	118	3,1	1,3
Balears, Illes	143	64	110	2,2	1,3
Canarias	281	124	217	2,3	1,3
Cantabria	80	28	61	2,9	1,3
Castilla y León	319	128	259	2,5	1,2
Castilla. La Mancha	206	88	166	2,3	1,2
Cataluña	839	397	663	2,1	1,3
Com. Valenciana	575	266	454	2,2	1,3
Extremadura	121	57	97	2,1	1,2
Galicia	357	147	278	2,4	1,3
Madrid, Com. de	760	312	634	2,4	1,2
Murcia, Región de	164	62	128	2,6	1,3
Navarra, C. Foral	70	21	51	3,3	1,4
País Vasco	239	97	189	2,5	1,3
Rioja, La	39	14	31	2,8	1,3
Central Bodies	166	175	65	0,9	2,6
<b>TOTAL</b>	<b>5.668</b>	<b>2.553</b>	<b>4.422</b>	<b>2,2</b>	<b>1,3</b>

<sup>10</sup> Source: Ministry of Justice. Data as at January 1, 2021.



OFFICERS OF COURTS STAFF <sup>11</sup>

Including: Courts, Senior Court Offices and Common Offices

	Judicial Management	Judicial Processing	Judicial Assistance	Total
Andalucía	2.126	3.383	1.427	6.936
Aragón	309	485	225	1.019
Asturias, Principado de	310	528	221	1059
Balears, Illes	302	514	202	1.018
Canarias	582	1.087	442	2.111
Cantabria	162	269	108	539
Castilla y León	635	1.091	440	2.166
Castilla - La Mancha	405	724	269	1.398
Cataluña	2.037	3.023	1.282	6.342
Comunitat Valenciana	1.258	2.134	739	4.131
Extremadura	229	389	166	784
Galicia	678	1.095	471	2.244
Madrid, Comunidad de	2.069	2.989	1.134	6.192
Murcia, Región de	340	580	235	1.155
Navarra, Comunidad Foral de	145	216	93	454
País Vasco	542	889	350	1.781
Rioja, La	68	139	57	264
Ceuta	44	67	27	138
Melilla	39	81	27	147
Central Bodies	256	567	128	951
<b>TOTAL</b>	<b>12.536</b>	<b>20.250</b>	<b>8.043</b>	<b>40.829</b>

<sup>11</sup> Source: Ministry of Justice. Data as at January 1, 2021

OFFICERS OF COURTS STAFF IN PROSECUTOR OFFICES <sup>12</sup>

	Judicial Management	Judicial Processing	Judicial Assistance	Total
Andalucía	64	245	61	370
Aragón	8	27	13	48
Asturias, Principado de	6	30	8	44
Balears, Illes	9	35	12	56
Canarias	16	65	17	98
Cantabria	4	19	6	29
Castilla y León	18	80	37	135
Castilla - La Mancha	13	51	22	86
Cataluña	60	245	77	382
Comunitat Valenciana	22	144	30	196
Extremadura	8	32	12	52
Galicia	18	98	20	136
Madrid, Comunidad de	54	194	46	294
Murcia, Región de	4	30	8	42
Navarra, Comunidad Foral de	3	14	5	22
País Vasco	19	57	14	90
Rioja, La	4	7	3	14
Ceuta	1	4	3	8
Melilla	2	5	2	9
Central Bodies	28	114	35	177
<b>TOTAL</b>	<b>361</b>	<b>1.496</b>	<b>431</b>	<b>2.288</b>

<sup>12</sup> Source: Ministry of Justice. Data as at January 1, 2021.

### OFFICERS OF COURTS STAFF IN JUSTICES OF PEACE BODIES AND JUSTICES OF PEACE GROUPS <sup>13</sup>

	Judicial Management	Judicial Processing	Judicial Assistance	Total
Andalucía	209	22	141	372
Aragón	29	4	27	60
Asturias, Principado de	33	8	25	66
Balears, Illes	32	4	20	56
Canarias	45	20	35	100
Cantabria	26	1	24	51
Castilla y León	165	5	159	329
Castilla-La Mancha	120	3	108	231
Cataluña	226	46	164	436
Comunitat Valenciana	129	25	85	239
Extremadura	65	0	64	129
Galicia	103	8	67	178
Madrid, Comunidad de	60	25	31	116
Murcia, Región de	38	10	24	72
Navarra, C. Foral de	34	0	31	65
País Vasco	96	12	66	174
Rioja, La	13	4	9	26
<b>TOTAL</b>	<b>1.423</b>	<b>197</b>	<b>1.080</b>	<b>2.700</b>

### OFFICERS OF COURTS STAFF IN EXCLUSIVE PUBLIC REGISTRIES

	Judicial Management	Judicial Processing	Judicial Assistance	Total
Andalucía	17	40	8	65
Aragón	7	17	3	27
Balears, Illes	8	20	4	32
Canarias	10	22	4	36
Castilla y León	5	8	2	15
Cataluña	20	67	10	97
Comunitat Valenciana	29	55	10	94
Galicia	10	20	4	34
Madrid, Comunidad de	35	139	12	186
Murcia, Región de	8	11	2	21
País Vasco	6	14	2	22
Central Bodies	13	70	3	86
<b>TOTAL</b>	<b>168</b>	<b>483</b>	<b>64</b>	<b>715</b>

<sup>13</sup> Source: Ministry of Justice. Data as at January 1, 2021.

**OFFICERS OF COURTS STAFF IN LEGAL MEDICINE  
INSTITUTES, NATIONAL TOXICOLOGY AND FORENSIC  
SCIENCES INSTITUTE <sup>14</sup>**

	Judicial Management	Judicial Processing	Judicial Assistance	Forensic doctors	Medical practitioners	Technical specialists	Laboratory Assistants	Government officials	Total
<b>Andalucía</b>	1	42	24	189	0	0	1	0	257
<b>Aragón</b>	1	6	6	32	1	1	2	0	49
<b>Asturias, Principado de</b>	1	5	3	22	0	0	0	0	31
<b>Balears, Illes</b>	1	6	3	25	1	0	2	0	38
<b>Canarias</b>	0	5	6	48	0	0	0	0	59
<b>Cantabria</b>	1	3	1	15	0	0	0	0	20
<b>Castilla y León</b>	3	13	10	66	0	0	0	0	92
<b>Castilla - La Mancha</b>	2	9	5	50	1	1	0	0	68
<b>Cataluña</b>	0	28	19	213	0	5	7	0	272
<b>Com. Valenciana</b>	3	17	6	104	4	0	8	0	142
<b>Extremadura</b>	1	6	2	29	0	0	0	0	38
<b>Galicia</b>	0	12	7	64	0	0	0	0	83
<b>Madrid (Comunidad de)</b>	6	25	13	162	0	5	1	0	212
<b>Murcia, Región</b>	1	6	2	32	1	0	4	0	46
<b>Navarra, Com. Foral</b>	0	3	1	13	0	0	0	0	17
<b>País Vasco</b>	3	23	6	53	0	0	0	0	85
<b>Rioja, La</b>	1	2	1	8	0	0	0	0	12
<b>Ceuta</b>	0	1	0	3	0	0	0	0	4
<b>Melilla</b>	0	1	0	3	0	0	0	0	4
<b>Central Bodies</b>	10	49	14	12	201	88	94	4	472
<b>TOTAL</b>	<b>35</b>	<b>262</b>	<b>129</b>	<b>1.143</b>	<b>209</b>	<b>100</b>	<b>119</b>	<b>4</b>	<b>2.001</b>

**OFFICERS OF COURTS STAFF IN GENERAL JUDICIAL MUTUAL  
HEALTH INSURANCE**

Judicial Management	Judicial Processing	Judicial Assistance	Total
18	85	6	109

<sup>14</sup> Source: Ministry of Justice. Data as at January 1, 2021.

CENSUS OF LAWYERS AND SOLICITORS <sup>15</sup>

## LAWYERS

	Lawyers residents	Lawyers no residents	Total Lawyers	No practising Lawyers
Andalucía	22.926	411	23.337	18.102
Aragón	2.975	93	3.068	1.426
Asturias, Principado de	3.096	124	3.220	2.437
Balears, Illes	2.916	27	2.943	1.187
Canarias	5.833	1.228	7.061	4.186
Cantabria	1.203	22	1.225	935
Castilla y León	4.935	246	5.181	3.067
Castilla - La Mancha	3.311	154	3.465	2.277
Cataluña	22.403	1.530	23.933	10.977
Comunitat Valenciana	13.767	333	14.100	8.162
Extremadura	1.819	58	1.877	752
Galicia	6.940	202	7.142	4.433
Madrid, Comunidad de	39.856	5.393	45.249	31.699
Murcia, Region de	3.808	235	4.043	2.077
Navarra, C. Foral de	1.276	36	1.312	622
País Vasco	5.580	72	5.652	2.114
Rioja (La)	645	5	650	323
Ceuta	226	8	234	374
Melilla	202	19	221	90
<b>TOTAL</b>	<b>143.717</b>	<b>10.196</b>	<b>153.913</b>	<b>95.240</b>

## SOLICITORS

	Men	Women	Total
Andalucía	674	1.314	1.988
Aragón	89	213	302
Asturias, Principado de	108	226	334
Balears, Illes	62	123	185
Canarias	141	359	500
Cantabria	54	108	162
Castilla y León	195	392	587
Castilla - La Mancha	132	314	446
Cataluña	337	605	942
Comunitat Valenciana	320	715	1.035
Extremadura	81	170	251
Galicia	220	463	683
Madrid, Comunidad de	545	1.013	1.558
Murcia, Region de	114	181	295
Navarra, Com. Foral de	32	53	85
País Vasco	101	231	332
Rioja (La)	13	45	58
Ceuta	4	8	12
Melilla	2	13	15
<b>TOTAL</b>	<b>3.224</b>	<b>6.546</b>	<b>9.770</b>

<sup>15</sup> Sources: General Council of the Bar (data of practising lawyers in residence). General Solicitors Council. Data as at January 1, 2021

	Lawyers	Solicitors	Ratio lawyers/ solicitors
Andalucía	23.337	1.988	11,74
Aragón	3.068	302	10,16
Asturias, Principado de	3.220	334	9,64
Balears, Illes	2.943	185	15,91
Canarias	7.061	500	14,12
Cantabria	1.225	162	7,56
Castilla y León	5.181	587	8,83
Castilla - La Mancha	3.465	446	7,77
Cataluña	23.933	942	25,41
Comunitat Valenciana	14.100	1.035	13,62
Extremadura	1.877	251	7,48
Galicia	7.142	683	10,46
Madrid, Comunidad de	45.249	1.558	29,04
Murcia, Región de	4.043	295	13,71
Navarra, Com. Foral de	1.312	85	15,44
País Vasco	5.652	332	17,02
Rioja, La	650	58	11,21
Ceuta	234	12	19,50
Melilla	221	15	14,73
<b>TOTAL</b>	<b>153.913</b>	<b>9.770</b>	<b>15,75</b>

Ratio Lawyers/Judge	27,2
Ratio Solicitors/Judge	1,7
Ratio Lawyers/Public Prosecutor	60,3
Ratio Solicitors/Public Prosecutor	3,8
Ratio Lawyers/Court Clerk	34,8
Ratio Solicitors/Court Clerk	2,2
Ratio Officer of Courts/Judge	7,2
Ratio Officer of Courts/Public Prosecutor	16,0
Ratio Officer of Courts/Court Clerk	9,2

SOCIAL GRADUATES <sup>16</sup>

	Men	Women	Total
Andalucía	1.986	1.392	3.378
Aragón	310	313	623
Asturias, Principado de	275	350	625
Balears, Illes	307	307	614
Canarias	526	554	1.080
Cantabria	101	90	191
Castilla y León	443	487	930
Castilla - La Mancha	112	93	205
Cataluña	1.121	1.139	2.260
Comunitat Valenciana	1.176	1.150	2.326
Extremadura	127	122	249
Galicia	519	756	1.275
Madrid, Comunidad de	550	454	1.004
Murcia, Región de	479	393	872
Navarra, Comunidad Foral de	138	252	390
País Vasco	214	274	488
Rioja, La	29	35	64
<b>TOTAL</b>	<b>8.413</b>	<b>8.161</b>	<b>16.574</b>

<sup>16</sup> Source: General Council of Official Colleges of Spain Social Graduates. Data as at January 1, 2021. In-active, non-active and honorary members have being included.

STATE LEGAL SERVICE <sup>17</sup>

	Men	Women	Personnel
<b>Central bodies</b>	<b>89</b>	<b>71</b>	<b>160</b>
Unit for European and International Assistance	5	2	7
Advisory Services	1	3	4
Service in the Contentious matters	4	3	7
Contentious matters Service– Civil and Commercial Section.	3	2	5
Contentious matters Service–Criminal Section	1	8	9
Contentious matters Service–Labor Section	4	1	5
Contentious matters Service– Arbitration Section	5	0	5
State Legal Service in Ministry of Justice. State Attorney’s Cabinet	0	3	3
Coordination, Audit and Knowledge Management Service	0	1	1
Constitutional and Human Rights Service	5	1	6
State Legal Service to the National High Court	7	11	18
State Legal Service to the Administrative Central Courts	3	4	7
State Legal Service to the Auditors Court	1	0	1
State Legal to the Supreme Court	8	2	10
Support Unit	18	3	21
State Legal Service to the Ministries	28	23	51
<b>Decentralized bodies</b>	<b>83</b>	<b>61</b>	<b>144</b>
<b>Total Central and Decentralized bodies</b>	<b>172</b>	<b>132</b>	<b>304</b>

<sup>17</sup> Source: State Legal Service. Data as at January 1, 2021



LAND CHARGE AND COMMERCIAL REGISTRARS <sup>18</sup>

	Men	Women	Total	Established posts
Andalucía	117	80	197	204
Aragón	17	20	37	43
Asturias, Principado de	10	10	20	25
Balears, Illes	23	6	29	29
Canarias	30	11	41	40
Cantabria	8	6	14	14
Castilla y León	31	34	65	83
Castilla - La Mancha	27	25	52	61
Cataluña	84	72	156	155
Comunitat Valenciana	61	77	138	137
Extremadura	16	7	23	29
Galicia	19	34	53	64
Madrid, Comunidad de	73	68	141	119
Murcia, Región de	25	15	40	37
Navarra, Com. Foral de	5	9	14	14
País Vasco	29	14	43	42
Rioja, La	5	5	10	11
Ceuta	1	0	1	1
Melilla	1	0	1	1
<b>TOTAL</b>	<b>582</b>	<b>493</b>	<b>1.075</b>	<b>1.109</b>

<sup>18</sup> Source: Professional Land charge and Commercial Registrars Associations. Data as at January 1, 2021

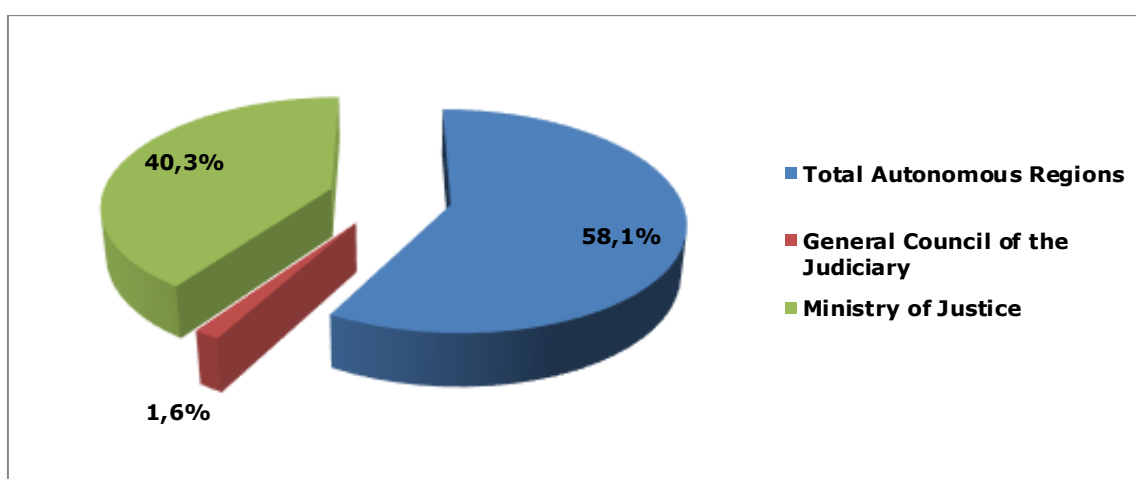
NOTARIES IN-ACTIVE <sup>19</sup>

	Notary's offices	Notaries	Men	Women	Vacant Positions
Andalucía	494	477	306	171	17
Aragón	97	89	55	34	8
Asturias, Principado	71	63	39	24	8
Balears, Illes	74	73	41	32	1
Canarias	99	98	64	34	1
Cantabria	40	38	27	11	2
Castilla y León	185	168	91	77	17
Castilla - La Mancha	136	129	67	62	7
Cataluña	493	462	299	163	31
Comunitat Valenciana	349	338	236	102	11
Extremadura	77	73	43	30	4
Galicia	175	166	111	55	9
Madrid, Comunidad de	360	336	258	78	24
Murcia, Región de	84	84	53	31	0
Navarra, Com. Foral	42	39	26	13	3
País Vasco	133	128	89	39	5
Rioja, La	23	21	15	6	2
Ceuta	3	3	3	0	0
Melilla	3	3	3	0	0
<b>TOTAL</b>	<b>2.938</b>	<b>2.788</b>	<b>1.826</b>	<b>962</b>	<b>150</b>

<sup>19</sup> Source: General Council of Notary. Data as at January, 2021

COURT SYSTEM BUDGET <sup>20</sup>

	2020	2021	Evolución 2020/2021
Andalucía	514.340.652	526.475.509	2,4%
Aragón	76.620.670	81.552.168	6,4%
Asturias, Principado de	57.809.614	61.540.990	6,5%
Canarias	166.247.661	168.472.282	1,3%
Cantabria	34.049.058	34.560.810	1,5%
Cataluña	515.335.790	516.335.790	0,0%
Com. Valenciana	343.915.290	369.927.110	7,6%
Galicia	156.314.058	161.278.080	3,2%
Madrid, Comunidad de	466.016.488	466.016.488	0,0%
Navarra, Com. Foral de	32.982.032	34.385.553	4,3%
País Vasco	189.721.590	199.160.914	5,0%
Rioja, La	20.187.880	21.342.739	5,7%
<b>Total Autonomous Regions</b>	<b>2.573.540.783</b>	<b>2.640.048.433</b>	<b>2,6%</b>
General Council of the Judiciary	58.126.140	73.013.820	25,6%
Ministry of Justice	1.638.250.450	1.832.645.880	11,9%
<b>TOTAL STATE</b>	<b>4.269.917.373</b>	<b>4.546.708.133</b>	<b>6,5%</b>



<sup>20</sup> Figures are in €. Sources: General Council of the Judiciary.

	Public Budget allocated to the courts as a percentage of the GDP <sup>21</sup>	Public Budget allocated to the courts per inhabitant (euros)
Andalucía	0,35%	62,1
Aragón	0,23%	61,5
Asturias, Principado de	0,29%	60,8
Canarias	0,43%	77,5
Cantabria	0,27%	59,1
Cataluña	0,24%	66,5
Comunitat Valenciana	0,35%	73,1
Galicia	0,27%	59,8
Madrid, Comunidad de	0,22%	69,0
Navarra, Com. Foral de	0,18%	52,0
País Vasco	0,30%	90,0
Rioja, La	0,26%	66,7
<b>TOTAL STATE</b>	<b>0,38%</b>	<b>95,9</b>

## COMPENSATION OF USERS FOR JUDICIAL DYSFUNCTION <sup>22</sup>

Files incoming	Files resolved				
	Granting resolutions	Dismissing resolutions	% granting	Total Resolutions	
<b>2017</b>	1.376	161	364	30,7%	525
<b>2018</b>	530	104	419	19,9%	523
<b>2019</b>	577	83	1.056	7,3%	1.139
<b>2020</b>	605	28	167	14,4%	195
<b>2021</b>	673	113	320	26,1%	433

### INCOMING CASES CLASSIFIED BY CAUSE

	Unjustified dysfunction	On remand	Judicial failure	Total
<b>2017</b>	422	122	832	1376
<b>2018</b>	332	104	94	530
<b>2019</b>	347	151	79	577
<b>2020</b>	320	223	62	605
<b>2021</b>	368	205	83	656

<sup>21</sup> Source: the GDP at regional and state level the National Statistical Institute, Regional and National Accounts. The first estimation was in 2022. In the case of National data, the source was the Quarterly National Account.

<sup>22</sup> Source: Ministry of Justice. 2021. Figures in €

## AMOUNTS PAID

	Administrative way	Administrative jurisdiction	Total
<b>2017</b>	1.318.122 €	1.089.147 €	2.407.269 €
<b>2018</b>	722.888 €	1.210.585 €	1.933.473 €
<b>2019</b>	3.484.896 €	934.492 €	4.419.388 €
<b>2020</b>	124.368 €	445.491 €	569.859 €
<b>2021</b>	802.735 €	1.486.968 €	2.289.703 €

LEGAL AID <sup>23</sup>

	2020	2021	Evolution
Andalucía	50.878.571	49.459.400	-2,8%
Aragón	4.520.000	4.920.000	8,8%
Asturias, Principado de	5.900.000	6.258.000	6,1%
Canarias	20.800.000	20.938.000	0,7%
Cantabria	2.358.180	2.041.969	-13,4%
Cataluña	64.100.522	64.100.522	0,0%
Comunitat Valenciana	46.200.000	47.143.100	2,0%
Galicia	11.200.000	11.200.000	0,0%
Madrid, Comunidad de	50.650.000	50.650.000	0,0%
Navarra, Com. Foral de	3.803.000	4.116.500	8,2%
País Vasco	15.380.525	15.534.992	1,0%
Rioja, La	1.400.000	1.400.000	0,0%
Ministerio de Justicia	48.676.470	49.176.470	1,0%
<b>TOTAL STATE</b>	<b>325.867.268</b>	<b>326.938.953</b>	<b>0,33%</b>

<sup>23</sup> According to Public Funding of the Court System initially passed. Figures in €.

JUDICIAL ACCOUNT <sup>24</sup>

	Input movements	Input amounts	Output movements	Output Amounts	Balance
Andalucía	932.736	1.241.102.364	678.327	1.202.939.229	685.227.414
Aragón	163.252	143.704.336	130.008	139.235.795	49.536.304
Asturias	159.058	165.303.665	139.622	159.882.173	49.825.854
Balears, Illes	132.690	173.677.701	90.286	167.831.899	120.770.247
Canarias	334.350	381.099.802	265.876	376.280.821	172.070.900
Cantabria	75.454	80.980.285	64.188	79.523.586	29.029.469
Castilla y León	304.283	318.805.643	264.855	314.853.220	85.228.269
Castilla - La Mancha	210.649	250.303.726	137.298	252.531.484	158.687.515
Cataluña	955.153	988.630.637	646.845	942.860.011	599.052.090
Comunitat Valenciana	626.458	705.051.065	489.102	721.470.008	358.349.470
Extremadura	104.556	128.803.817	84.593	163.144.340	55.421.504
Galicia	318.345	358.651.104	263.997	352.489.336	131.079.198
Madrid, Comunidad	706.241	1.763.539.873	454.483	1.761.981.173	1.350.092.738
Murcia, Región de	189.200	235.861.953	150.862	241.303.350	121.627.952
Navarra, Com. Foral	68.492	69.334.623	57.160	72.894.924	15.695.161
País Vasco	191.167	315.692.828	161.428	267.315.563	154.900.792
Rioja, La	38.151	36.754.457	31.915	36.251.186	11.811.187
Ceuta	13.167	13.761.947	10.959	13.922.292	5.744.202
Melilla	10.582	11.549.418	7.826	12.346.147	9.301.674
OTRA	785.271	452.763.212	472.713	402.078.877	454.620.597
<b>TOTAL</b>	<b>6.319.255</b>	<b>7.835.372.458</b>	<b>4.602.343</b>	<b>7.681.135.414</b>	<b>4.618.072.535</b>

<sup>24</sup> Source: Ministry of Justice. 2021. Figures in €

### PAYMENTS FOR SALARIES PROCESSED CHARGED TO THE STATE<sup>25</sup>

	Judgements		Administrative resolution	
	Number of cases	Payments	Number of cases	Payments
Andalucía	13	340.120	54	680.413
Aragón	-	-	17	189.142
Asturias, Principado	1	16.286	1	1.149
Balears, Illes	1	3.650	15	484.601
Canarias	3	69.709	7	102.481
Cantabria	-	-	-	-
Castilla y León	-	-	2	10.602
Castilla - La Mancha	-	-	5	58.026
Cataluña	15	145.104	120	1.295.294
Comunitat Valenciana	4	57.452	71	870.062
Extremadura	-	-	4	23.031
Galicia	-	-	4	35.558
Madrid, Comunidad	3	13.978	16	140.443
Murcia, Región de	-	-	8	185.762
País Vasco	-	-	2	19.295
Ceuta	-	-	1	3.030
Melilla	-	-	1	24.223
<b>TOTAL</b>	<b>40</b>	<b>646.300</b>	<b>328</b>	<b>4.123.112</b>

<sup>25</sup> Source: Ministry of Justice. 2021. Figures in €.

FINES COLLECTED<sup>26</sup>

	2018	2019	2020	2021
Andalucía	20.097.008	18.515.905	19.132.719	18.387.062
Aragón	2.147.241	2.722.693	2.273.296	2.122.433
Asturias (Principado De)	2.402.553	2.159.105	1.995.969	1.618.517
Balears (Illes)	3.493.540	3.631.271	3.897.799	3.103.262
Canarias	4.622.533	4.951.135	3.194.099	4.757.762
Cantabria	1.052.291	1.039.303	863.083	1.022.916
Castilla Y León	4.270.890	4.619.463	3.718.598	7.609.785
Castilla-La Mancha	3.326.365	3.559.996	3.360.141	3.201.041
Cataluña	55.292.346	26.649.242	17.935.919	17.235.422
Comunidad Valenciana	11.574.667	11.824.110	8.582.901	10.490.781
Extremadura	1.488.014	1.398.548	1.168.157	48.529.107
Galicia	4.670.688	5.240.489	3.960.750	4.766.446
Madrid (Comunidad De)	21.111.906	27.497.888	9.690.640	129.102.171
Murcia (Región De)	2.669.291	2.776.959	2.406.936	3.186.530
Navarra (Comunidad Foral De)	1.801.904	1.880.620	1.635.534	2.184.968
País Vasco	3.863.133	3.380.391	4.005.399	3.666.255
Rioja (La)	614.528	677.200	668.402	749.065
Ceuta	215.502	288.996	269.160	101.199
Melilla	274.343	434.551	429.693	443.573
<b>Total general</b>	<b>144.988.744</b>	<b>123.247.863</b>	<b>89.189.194</b>	<b>262.278.293</b>

<sup>26</sup> Source: Ministry of Justice. 2021. Figures in €



COURT FEES <sup>27</sup>

	2020		2021	
	Gross	Net	Gross	Net
Andalucía	2.969	2.898	3.852	3.787
Aragón	766	758	811	804
Asturias, Principado de	498	496	625	619
Balears, Illes	641	608	555	539
Canarias	817	787	892	885
Cantabria	1.137	384	2.590	2310
Castilla y León	636	627	682	673
Castilla - La Mancha	640	616	677	665
Cataluña	11.990	11.695	14.842	14.522
Comunitat Valenciana	2.168	2.131	2.345	2.323
Extremadura	245	244	254	252
Galicia	1.759	1729	2.006	1972
Madrid, Comunidad de	16.043	15.515	18.276	17.885
Murcia, Región de	524	518	483	478
Navarra, Com. Foral de	174	172	170	167
País Vasco	1.214	1.185	2.021	1.962
Rioja, La	135	132	139	138
Ceuta	14	14	17	17
Melilla	13	13	8	7
<b>TOTAL</b>	<b>42.383</b>	<b>40.522</b>	<b>51.245</b>	<b>50.005</b>

<sup>27</sup> Source: Ministry of the Economy and Finance. 2021. Figures in thousands of euros

## PERSONNEL TURNOVER<sup>28</sup>



---

<sup>28</sup> Source: Judicial Statistics of the GCJ.

Using the data of the court staff in judicial bodies and the staff status contained in statistics reports, three indicators have been prepared on the staff status, applied to every professional status. These indicators are as follows:

**Percentage of coverage by non-permanent staff (PCNP):** Relationships between the number of days in which positions of a concrete professional status have been occupied by non-permanent staff members, and the total of those professional status members, multiplied by 365. This is expressed as a percentage.

**Percentage of non-covered days (PNCD):** Relationships between the number of days in which positions of a concrete professional status have been uncovered, and the number of those professional status members, multiplied by 365. This is expressed as a percentage.

**Rotation index (RI):** Relationships between of number of investitures both of permanent positions and others, and the staff allocated for that professional status. This is a measurement of the stability of the staff.

#### NATIONAL HIGH COURT

	Senior Judge	Clerk	Judicial Management	Judicial Processing	Judicial Assistance
<b>PCNP</b>	3,5%	4,0%	18,0%	37,4%	42,6%
<b>PNCD</b>	0,0%	0,0%	0,6%	1,3%	0,3%
<b>RI</b>	0,1	0,3	0,3	0,2	0,1

#### HIGH COURTS OF JUSTICE

	Senior Judge	Clerk	Judicial Management	Judicial Processing	Judicial Assistance
<b>PCNP</b>	3,8%	9,0%	3,0%	3,2%	7,9%
<b>PNCD</b>	1,5%	1,8%	0,3%	0,6%	1,5%
<b>RI</b>	0,1	0,1	0,1	0	0,1

#### PROVINCIAL COURTS

	Senior Judge	Clerk	Judicial Management	Judicial Processing	Judicial Assistance
<b>PCNP</b>	5,7%	8,6%	13,3%	18,4%	33,1%
<b>PNCD</b>	0,4%	0,5%	1,6%	2,8%	2,2%
<b>RI</b>	0,1	0,1	0,2	0,2	0,1

#### MAGISTRATE'S COURTS, COURTS OF FIRST INSTANCE AND COURTS OF FIRST INSTANCE AND ENQUIRY

	Senior Judge	Clerk	Judicial Management	Judicial Processing	Judicial Assistance
<b>PCNP</b>	17,2%	25,1%	20,3%	28,2%	37,9%
<b>PNCD</b>	0,5%	1,1%	2,1%	2,9%	1,7%
<b>RI</b>	0,2	0,2	0,3	0,3	0,2

**COMMERCIAL COURTS**

	Senior Judge	Clerk	Judicial Management	Judicial Processing	Judicial Assistance
<b>PCNP</b>	18,5%	13,4%	30,4%	38,6%	50,4%
<b>PNCB</b>	0,1%	0,5%	1,9%	2,6%	1,4%
<b>RI</b>	0,3	0,2	0,3	0,3	0,3

**COURTS OF VIOLENCE AGAINST WOMEN**

	Senior Judge	Clerk	Judicial Management	Judicial Processing	Judicial Assistance
<b>PCNP</b>	25,0%	42,4%	22,7%	29,9%	35,4%
<b>PNCB</b>	0,6%	1,0%	1,9%	2,6%	1,9%
<b>RI</b>	0,3	0,3	0,4	0,3	0,2

**CRIMINAL COURTS**

	Senior Judge	Clerk	Judicial Management	Judicial Processing	Judicial Assistance
<b>PCNP</b>	12,3%	18,4%	28,6%	40,4%	52,8%
<b>PNCB</b>	0,3%	1,1%	2,6%	3,7%	1,9%
<b>RI</b>	0,2	0,2	0,4	0,4	0,2

**JUVENILE COURTS**

	Senior Judge	Clerk	Judicial Management	Judicial Processing	Judicial Assistance
<b>PCNP</b>	4,5%	7,1%	13,7%	21,6%	32,8%
<b>PNCB</b>	0,1%	1,6%	0,8%	2,6%	1,2%
<b>RI</b>	0,1	0,1	0,2	0,3	0,1

**ADMINISTRATIVE COURTS**

	Senior Judge	Clerk	Judicial Management	Judicial Processing	Judicial Assistance
<b>PCNP</b>	13,0%	7,8%	9,8%	13,4%	30,9%
<b>PNCB</b>	0,1%	0,6%	1,5%	3,8%	1,7%
<b>RI</b>	0,1	0,1	0,2	0,2	0,2

**LABOR COURTS**

	Senior Judge	Clerk	Judicial Management	Judicial Processing	Judicial Assistance
<b>PCNP</b>	15,8%	13,7%	15,2%	22,7%	43,0%
<b>PNCB</b>	0,8%	0,7%	2,6%	3,5%	2,5%
<b>RI</b>	0,2	0,2	0,4	0,4	0,2

**PRISON SUPERVISORY COURTS**

	Senior Judge	Clerk	Judicial Management	Judicial Processing	Judicial Assistance
<b>PCNP</b>	10,9%	14,8%	11,3%	19,2%	31,7%
<b>PNCB</b>	0,2%	0,5%	1,0%	3,9%	1,1%
<b>RI</b>	0,1	0,3	0,2	0,3	0,2

## WORKLAND AND RESOLVED CASES<sup>29</sup>



---

<sup>29</sup> Source: Judicial Statistics of the GCJ. 2021

**CASES HANDLED****All Jurisdictions**

	Cases Handled			Judgments
	Incoming cases	Resolved cases	Pending at the year end	
<b>Civil</b>	2.587.127	2.588.065	1.743.864	746.518
<b>Criminal</b>	3.015.318	3.056.683	817.484	561.640
<b>Administrative</b>	224.622	224.516	220.878	136.284
<b>Labor</b>	445.837	454.344	362.266	224.591
<b>Military</b>	146	136	82	122
<b>Supreme Court - Special Chambers</b>	40	75	9	8
<b>TOTAL</b>	<b>6.273.090</b>	<b>6.323.819</b>	<b>3.144.583</b>	<b>1.669.163</b>

	Enforcement of Judgments		
	Incoming cases	Resolved cases	Pending at the year end
<b>Civil</b>	522.426	620.927	2.043.951
<b>Criminal</b>	352.351	502.270	397.637
<b>Administrative</b>	13.350	13.589	14.422
<b>Labor</b>	70.837	79.283	38.979
<b>Military</b>	0	0	0
<b>Supreme Court - Special Chambers</b>	0	0	0
<b>TOTAL</b>	<b>958.964</b>	<b>1.216.069</b>	<b>2.494.989</b>

## Civil Courts

	Cases Handled			Judgments
	Incoming cases	Resolved cases	Pending at the year end	
<b>Courts of First Instance</b>	1.289.986	1.283.900	866.730	337.412
<b>Commercial Courts</b>	73.101	97.986	82.439	42.510
<b>Violence against women Courts</b>	25.144	25.745	16.700	10.784
<b>Family Courts of First Instance</b>	180.578	189.835	70.996	68.894
<b>Courts of First Instance and Enquiry</b>	845.979	842.114	575.537	195.072
<b>Provincial Courts. Civil Divisions</b>	146.292	126.602	102.096	81.166
<b>Provincial Courts. Mixed Divisions</b>	14.324	13.939	9.703	9.454
<b>H.C.J.- Civil and Criminal Chamber</b>	754	875	280	301
<b>Supreme Court - 1st Chamber</b>	10.969	7.069	19.383	925
<b>TOTAL</b>	<b>2.587.127</b>	<b>2.588.065</b>	<b>1.743.864</b>	<b>746.518</b>

	Enforcement of Judgments		
	Incoming cases	Resolved cases	Pending at the year end
<b>Courts of First Instance</b>	282.046	360.661	1.029.256
<b>Commercial Courts</b>	12.150	13.016	36.681
<b>Violence against women Courts</b>	5.663	5.738	14.543
<b>Family Courts of First Instance</b>	19.550	27.733	55.817
<b>Courts of First Instance and Enquiry</b>	203.002	213.768	907.613
<b>H.C.J.- Civil and Criminal Chamber</b>	13	9	41
<b>Supreme Court - 1st Chamber</b>	2	2	0
<b>TOTAL</b>	<b>522.426</b>	<b>620.927</b>	<b>2.043.951</b>

## Criminal Courts

	Cases Handled			Judgments
	Incoming cases	Resolved cases	Pending at the year end	
Magistrates' Courts	1.314.300	1.354.885	239.555	183.523
Courts of First Instance and Enquiry	886.933	880.417	288.350	124.176
Violence against women Courts	220.483	224.070	47.222	22.992
Juvenile Courts	26.333	27.197	15.188	16.405
Prison Supervisory Courts	197.230	197.938	33.553	-
<b>Criminal Courts</b>	<b>167.357</b>	<b>173.387</b>	<b>147.187</b>	<b>153.227</b>
Provincial Courts. Criminal Division	162.656	159.122	33.659	52.466
Provincial Courts. Mixed Divisions	15.918	15.787	3.505	5.160
H.C.J. - Civil and Criminal Chamber	3.255	3.176	620	2449
Central Enquiry Courts	2.573	2.699	807	-
Central Criminal Courts	9	13	10	11
Central Juvenile Courts	15	12	9	1
Central Prison Supervisory Court	6.329	6.081	1.193	-
National High Court - Criminal Chamber	2.919	3.052	242	113
National High Court. Appeal Chamber	18	13	5	11
Supreme Court - 2nd Chamber	8.990	8.834	6.379	1.106
<b>TOTAL</b>	<b>3.015.318</b>	<b>3.056.683</b>	<b>817.484</b>	<b>561.640</b>

	Enforcement of Judgments		
	Incoming cases	Resolved cases	Pending at the year end
Magistrates' Courts	69.061	73.257	42.188
Courts of First Instance and Enquiry	34.309	34.455	40.590
Violence against women Courts	3.058	3.080	1.948
Juvenile Courts	14.846	15.693	13.762
Criminal Courts	167.902	260.056	223.319
Courts of Enforceable Criminal Judgements	54.017	94.701	55.946
Provincial Courts. Criminal Division	8.006	18.920	16.719
Provincial Courts. Mixed Divisions	1.012	1.635	2.214
H.C.J. - Civil and Criminal Chamber	3	4	13
Central Criminal Courts	5	21	30
Central Juvenile Courts	1	2	2
National High Court. Criminal Chamber	129	434	904
National High Court. Appeal Chamber	0	0	0
Supreme Court - 2nd Chamber	2	12	2
<b>TOTAL</b>	<b>352.351</b>	<b>502.270</b>	<b>397.637</b>



## Administrative Courts

	Cases Handled			Judgments
	Incoming cases	Resolved cases	Pending at the year end	
<b>Administrative Courts</b>	117.886	120.644	90.235	75.733
<b>Central Administrative Courts</b>	3.096	2.929	1.726	2.063
<b>H.C.J. Contentious-Administrative Chamber</b>	70.980	73.174	91.988	51.421
<b>National High Court.- Contentious Administrative Chamber</b>	22.314	15.760	29.096	5.472
<b>Supreme Court - 3rd Chamber</b>	10.346	12.009	7.833	1.595
<b>TOTAL</b>	<b>224.622</b>	<b>224.516</b>	<b>220.878</b>	<b>136.284</b>

	Enforcement of Judgments		
	Incoming cases	Resolved cases	Pending at the year end
<b>Administrative Courts</b>	8.614	8.872	8.105
<b>Central Administrative Courts</b>	236	214	117
<b>H.C.J. - Contentious Administrative Chamber</b>	4.156	4.115	4.914
<b>National High Court. - Contentious Administrative Chamber</b>	158	234	229
<b>Supreme Court - 3rd Chamber</b>	186	154	1.057
<b>TOTAL</b>	<b>13.350</b>	<b>13.589</b>	<b>14.422</b>

## Labour Courts

	Cases Handled			Judgments
	Incoming cases	Resolved cases	Pending at the year end	
<b>Labor Courts</b>	383.555	400.314	328.368	176.480
<b>H.C.J. - Labor Chamber</b>	56.946	48.809	26.319	46.554
<b>National High Court. - Labor Chamber</b>	357	554	57	264
<b>Supreme Court - 4th Chamber</b>	4.979	4.667	7.522	1.293
<b>TOTAL</b>	<b>445.837</b>	<b>454.344</b>	<b>362.266</b>	<b>224.591</b>

	Enforcement of Judgments		
	Incoming cases	Resolved cases	Pending at the year end
<b>Labor Courts</b>	61.221	66.063	35.122
<b>Courts of Enforcement Labor</b>	9.557	13.147	3.827
<b>H.C.J. - Labor Chamber</b>	43	50	27
<b>National High Court - Labor Chamber</b>	16	23	3
<b>TOTAL</b>	<b>70.837</b>	<b>79.283</b>	<b>38.979</b>

## RATES

**Clearance rate:** The result to divide the number of resolved cases by the number of incoming cases during a period of time.

It relates the number of incoming cases to the capability to resolve them.

**Pending rate:** The result to divide the number of unsolved cases by the number of cases resolved.

**Judgement rate:** Relationship between the number of judgements and the number of resolved cases. Data is shown by percent

**Congestion rate:** A quotient where the numerator is the sum of the pending and incoming cases at the beginning of the period and the denominator is the number of resolved cases during that period.

### 2021 Rates. Ordered by Jurisdiction

	Clearance	Pending	Judgement	Congestion
Civil	1,00	0,67	0,29	1,67
Criminal	1,01	0,27	0,18	1,26
Administrative	1,00	0,98	0,61	1,96
Labor	1,02	0,80	0,49	1,81
Military	0,93	0,60	0,90	1,60
Supreme Court - Special Chambers	1,88	0,12	0,11	1,09
<b>TOTAL</b>	<b>1,01</b>	<b>0,50</b>	<b>0,26</b>	<b>1,49</b>

### 2021. Rates Civil

	Clearance	Pending	Judgement	Congestion
Courts of First Instance	1,00	0,68	0,26	1,67
Commercial Courts	1,34	0,84	0,43	1,84
Violence against Women Courts	1,02	0,65	0,42	1,67
Family Courts of First Instance	1,05	0,37	0,36	1,38
Courts of First Instance and Enquiry	1,00	0,68	0,23	1,68
Provincial courts. Civil Division	0,87	0,81	0,64	1,81
Provincial courts. Mixed Divisions	0,97	0,70	0,68	1,70
H.C.J. - Civil and Criminal Chamber	1,16	0,32	0,34	1,32
Supreme Court - 1st Chamber	0,64	2,74	0,13	3,75
<b>TOTAL</b>	<b>1,00</b>	<b>0,67</b>	<b>0,29</b>	<b>1,67</b>

**2021. Rates Criminal**

	Clearance	Pending	Judgement	Congestion
Magistrates' Courts	1,03	0,18	0,14	1,16
Courts of First Instance and Enquiry	0,99	0,33	0,14	1,33
Violence against women Courts	1,02	0,21	0,10	1,21
Juvenile Courts	1,03	0,56	0,60	1,54
Prison Supervisory Courts	1,00	0,17	-	1,18
Criminal Courts	1,04	0,85	0,88	1,78
Provincial Courts. Criminal Division	0,98	0,21	0,33	1,19
Provincial Courts. Mixed Divisions	0,99	0,22	0,33	1,21
H.C.J - Civil and Criminal Chamber	0,98	0,20	0,77	1,20
Central Enquiry Courts	1,05	0,30	-	1,26
Central Criminal Courts	1,44	0,77	0,85	1,46
Central Juvenile Courts	0,80	0,75	0,08	1,67
Central Prison Supervisory Court	0,96	0,20	-	1,20
National High Court. - Criminal Chamber	1,05	0,08	0,04	1,06
National High Court. - Appeal Chamber	0,72	0,38	0,85	1,38
Supreme Court - 2nd Chamber	0,98	0,72	0,13	1,73
<b>TOTAL</b>	<b>1,01</b>	<b>0,27</b>	<b>0,18</b>	<b>1,26</b>

**2021. Rates Administrative**

	Clearance	Pending	Judgement	Congestion
Administrative Courts	1,02	0,75	0,63	1,73
Central Administrative Courts	0,95	0,59	0,70	1,57
H.C.J. - Contentious Administrative Chamber	1,03	1,26	0,70	2,23
National High Court. Contentious Admve. Chamber	0,71	1,85	0,35	2,92
Supreme Court - 3rd Chamber	1,16	0,65	0,13	1,53
<b>TOTAL</b>	<b>1,00</b>	<b>0,98</b>	<b>0,61</b>	<b>1,96</b>

**2021. Rates Labor**

	Clearance	Pending	Judgement	Congestion
Labor Court	1,04	0,82	0,44	1,84
H.C.J.- Labor Chamber	0,86	0,54	0,95	1,54
National High Court- Labor Chamber	1,55	0,10	0,48	1,16
Supreme Court - 4th Chamber	0,94	1,61	0,28	2,61
<b>TOTAL</b>	<b>1,02</b>	<b>0,80</b>	<b>0,49</b>	<b>1,81</b>

## EVOLUTION 2020/2021

### Ordered by Jurisdiction

	Incoming cases	Resolved	Pending at the year end	Judgments	Court Writs
<b>Civil</b>	16,8%	26,6%	0,2%	30,6%	24,2%
<b>Criminal</b>	10,8%	15,1%	-1,3%	32,3%	9,4%
<b>Administrative</b>	15,7%	16,9%	2,3%	11,6%	15,4%
<b>Labor</b>	11,4%	35,4%	-4,0%	35,1%	44,6%
<b>Military</b>	20,7%	28,3%	13,9%	29,8%	14,3%
<b>Supreme Court. Special Chambers</b>	-21,6%	150,0%	-78,6%	100,0%	173,9%
<b>TOTAL</b>	<b>13,4%</b>	<b>21,0%</b>	<b>-0,5%</b>	<b>29,9%</b>	<b>14,6%</b>

### Evolution 2020/2021. Civil

	Incoming cases	Resolved	Pending at the year end	Judgments	Court Writs
<b>Courts of First Instance</b>	19,2%	30,3%	2,2%	37,4%	27,3%
<b>Commercial Courts</b>	-14,4%	16,4%	-25,3%	38,2%	30,7%
<b>Violence against Women Courts</b>	7,9%	23,8%	-6,2%	36,3%	9,4%
<b>Family Courts of First Instance</b>	8,0%	18,5%	-14,2%	26,5%	12,2%
<b>Courts of First Instance and Enquiry</b>	15,6%	28,6%	0,4%	33,7%	25,5%
<b>Juvenile Courts</b>	-	-	-	-	-1,5%
<b>Provincial Courts. Civil Division</b>	38,1%	5,7%	24,1%	5,6%	-4,9%
<b>Provincial Courts. Mixed Divisions</b>	28,3%	7,6%	4,3%	4,2%	2,0%
<b>H.C.J. - Civil and Criminal Chamber</b>	3,1%	51,9%	-30,5%	44,7%	52,4%
<b>Supreme Court - 1<sup>st</sup> Chamber</b>	40,1%	43,2%	24,6%	31,6%	40,7%
<b>TOTAL</b>	<b>16,8%</b>	<b>26,6%</b>	<b>0,2%</b>	<b>30,36</b>	<b>24,2%</b>

## Evolution 2020/2021. Criminal

	Incoming cases	Resolved	Pending at the year end	Judgments	Court Writs
Magistrates' Courts	9,5%	13,7%	-7,1%	31,2%	8,8%
Courts of First Instance and Enquiry	10,9%	16,3%	0,1%	36,7%	10,8%
Violence against Women Courts	8,4%	14,7%	-5,9%	24,0%	7,4%
Juvenile Courts	15,1%	9,1%	-2,3%	21,3%	-17,7%
Prison Supervisory Courts	5,7%	6,8%	-6,8%	-	7,6%
Criminal Courts	24,7%	35,6%	4,2%	37,9%	13,4%
Provincial Courts. Criminal Division	18,5%	14,6%	24,1%	21,0%	11,4%
Provincial Courts. Mixed Divisions	13,1%	3,8%	8,7%	17,2%	-2,6%
H.C.J. Civil and Criminal Chamber	32,7%	22,6%	14,4%	23,7%	17,9%
Central Enquiry Courts	6,1%	6,8%	-2,1%	-	34,9%
Central Criminal Courts	-30,8%	8,3%	0,0%	57,1%	347,4%
Central Juvenile Courts	36,4%	-7,7%	80,0%	-50,0%	0,0%
Central Prison Supervisory Court	-4,0%	-7,3%	26,2%	-	-5,0%
National High Court. - Criminal Chamber	7,3%	13,9%	-24,1%	13,0%	14,5%
Supreme Court - 2 <sup>nd</sup> Chamber	19,8%	58,4%	1,2%	29,4%	61,7%
<b>TOTAL</b>	<b>10,8%</b>	<b>15,1%</b>	<b>-1,3%</b>	<b>32,3%</b>	<b>9,4%</b>

## Evolution 2020/2021. Administrative

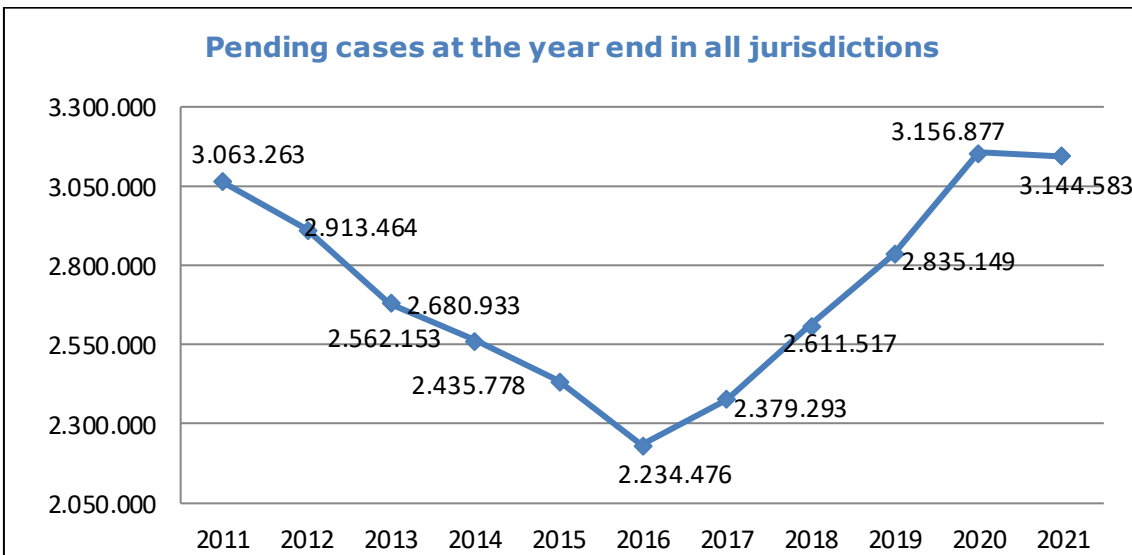
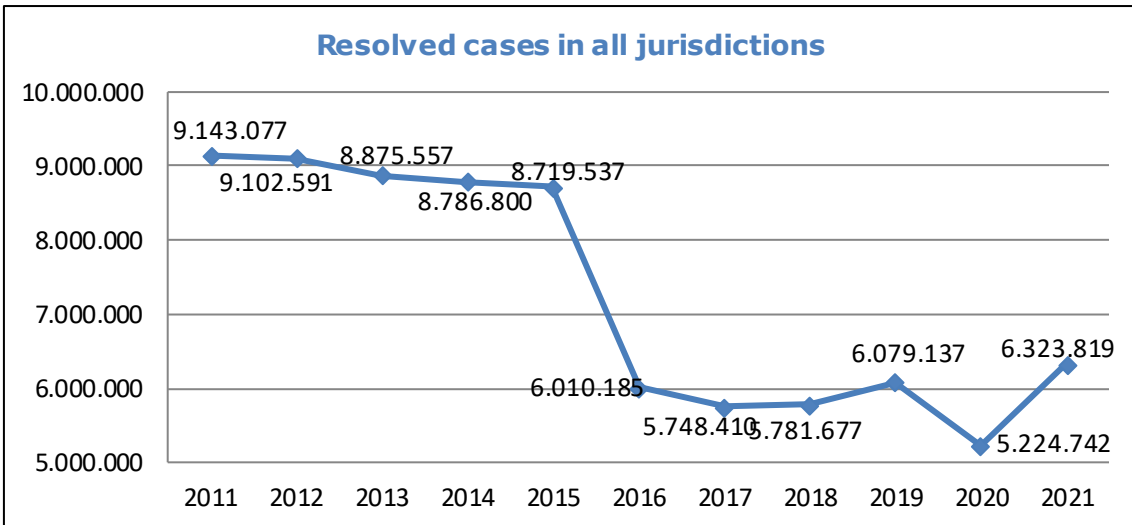
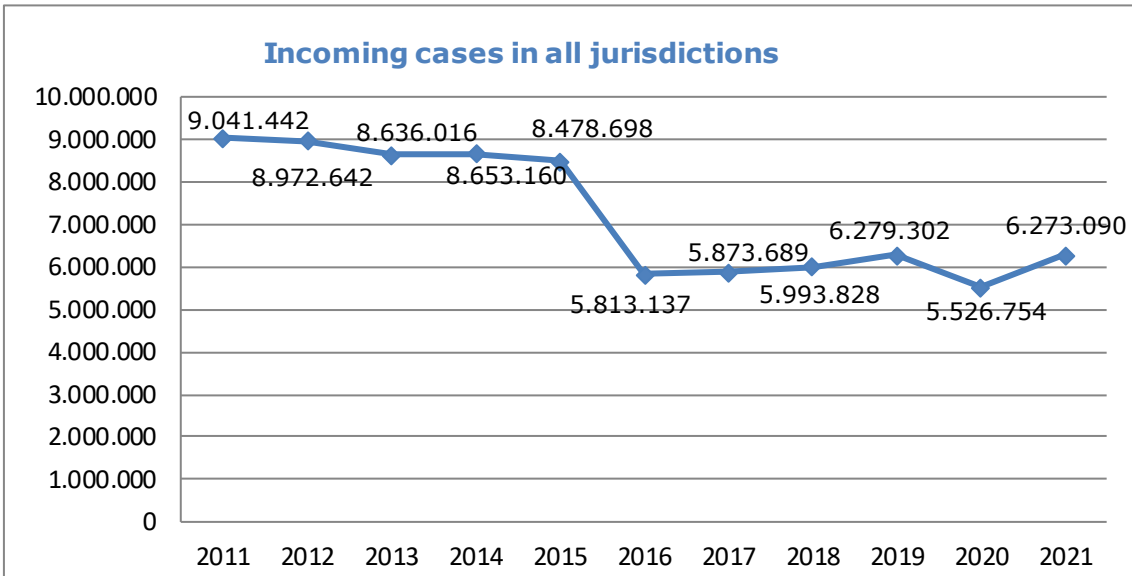
	Incoming cases	Resolved	Pending at the year end	Judgments	Court Writs
Adm. Courts	16,2%	13,0%	-0,1%	18,0%	6,3%
Central Adm. Courts	30,4%	30,1%	14,6%	33,3%	9,8%
H.C.J. - Contentious Adm. Chamber	7,8%	18,1%	-0,4%	1,8%	34,5%
National High Court. - Contentious Adm. Chamber	48,2%	24,0%	23,0%	33,2%	32,5%
Supreme Court-3 <sup>rd</sup> Chamber	9,7%	43,4%	-2,4%	-11,8%	59,9%
<b>TOTAL</b>	<b>15,7%</b>	<b>16,9%</b>	<b>2,3%</b>	<b>11,6%</b>	<b>15,4%</b>

## Evolution 2020/2021. Labor

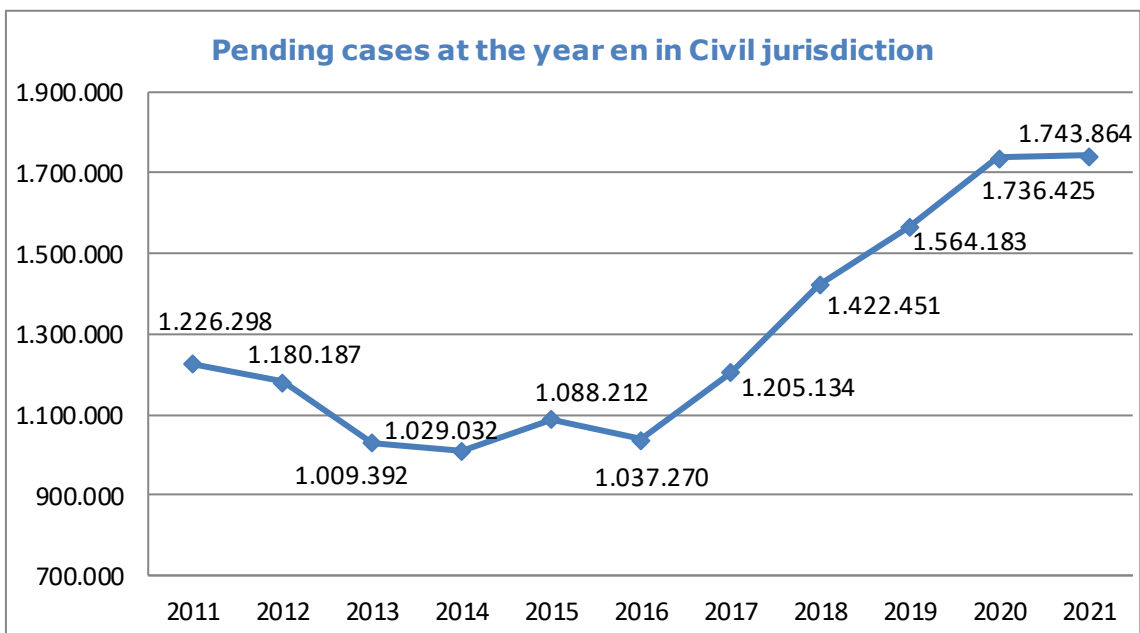
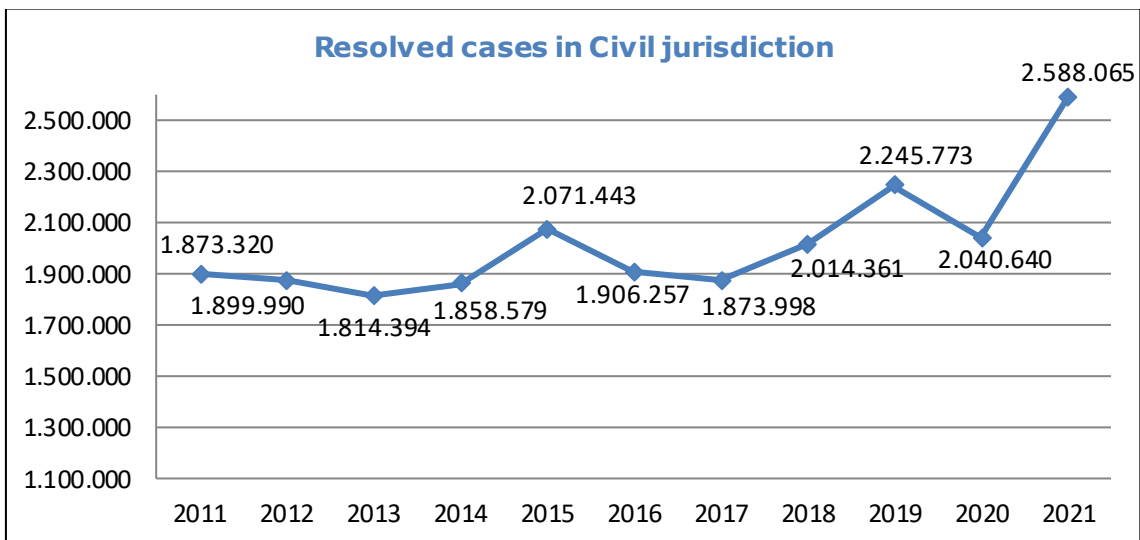
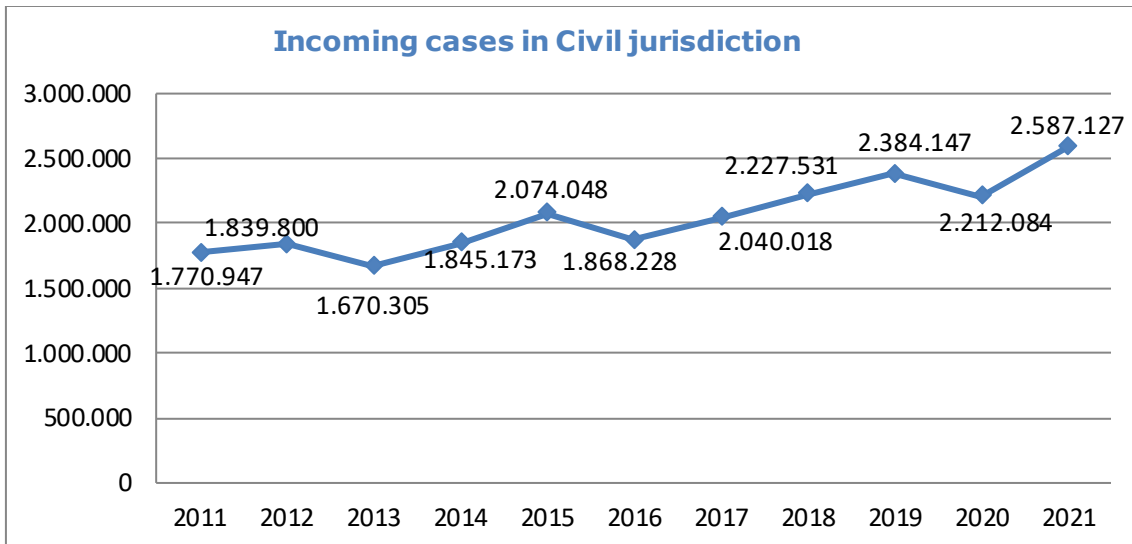
	Incoming cases	Resolved	Pending at the year end	Judgments	Court Writs
Labor Courts	8,1%	41,7%	-6,6%	48,8%	52,5%
H.C.J - Labor Chamber	41,4%	1,0%	45,7%	0,4%	-4,8%
National High Court - Labor Chamber	-33,8%	85,3%	-79,9%	98,5%	-19,6%
Supreme Court - 4 <sup>th</sup> Chamber	8,7%	7,7%	4,3%	13,8%	5,2%
<b>TOTAL</b>	<b>11,4%</b>	<b>35,4%</b>	<b>-4,0%</b>	<b>35,1%</b>	<b>44,6%</b>

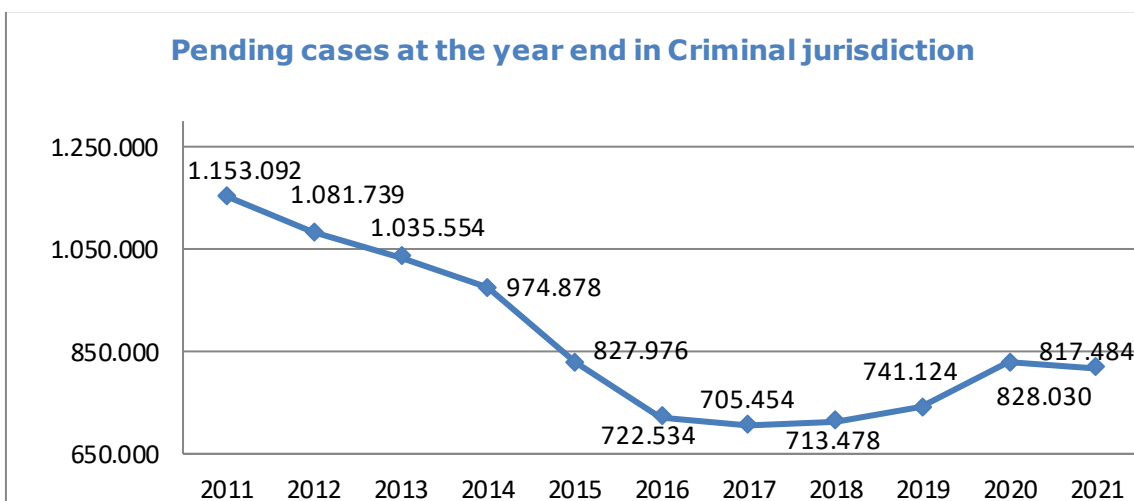
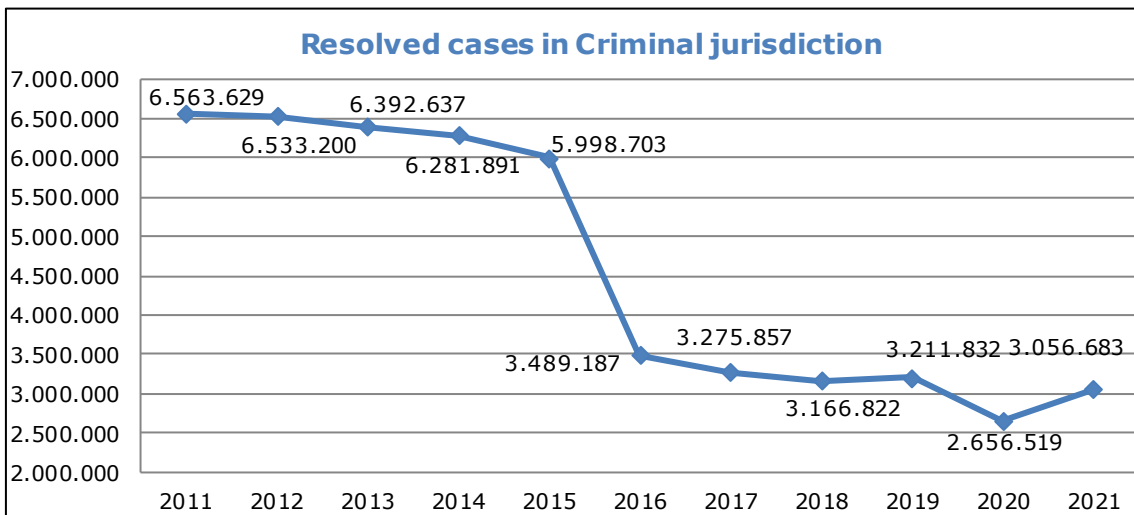
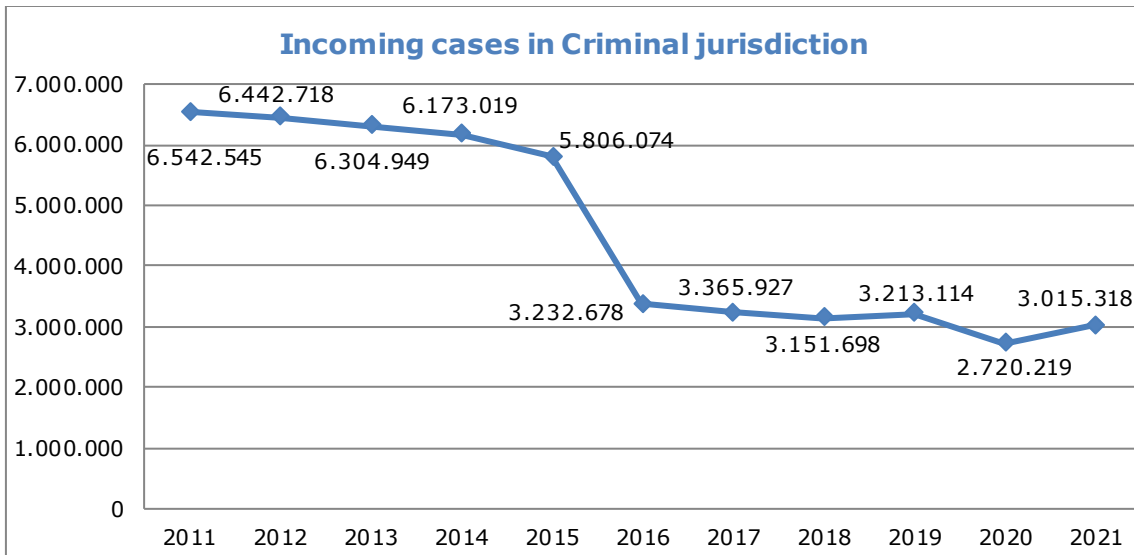
## TIME SERIES

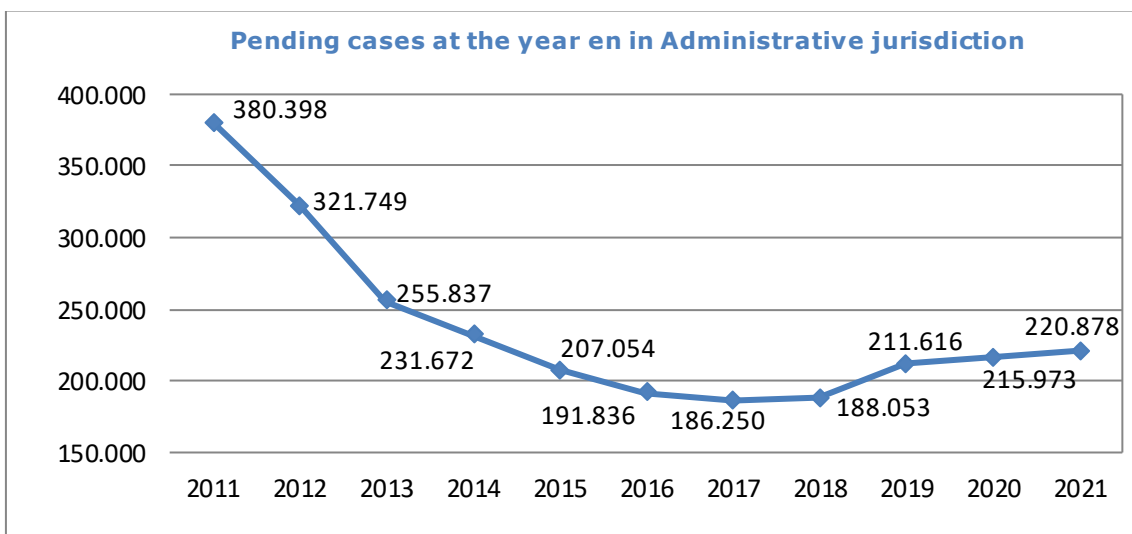
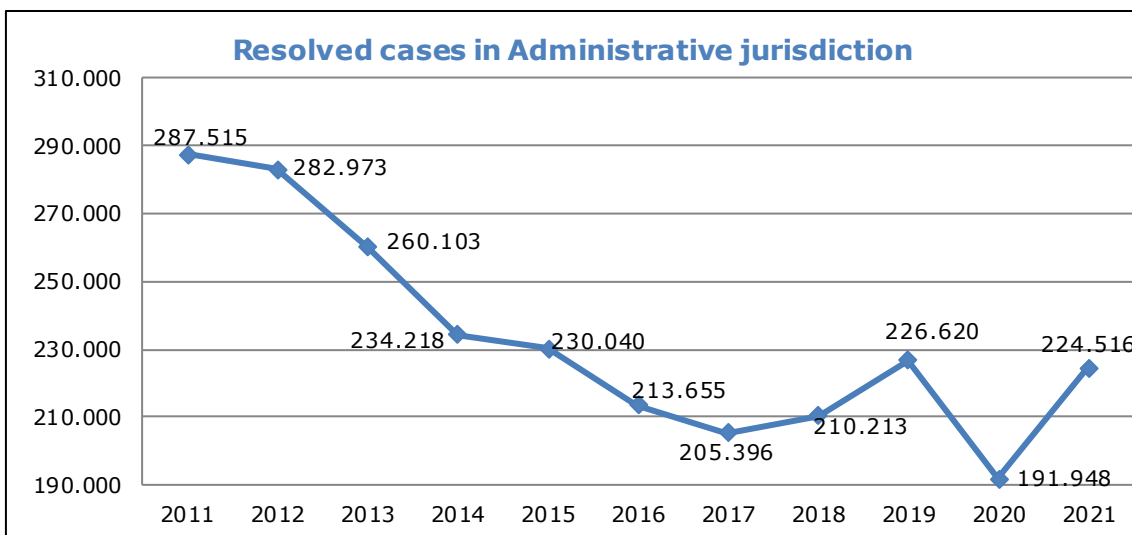
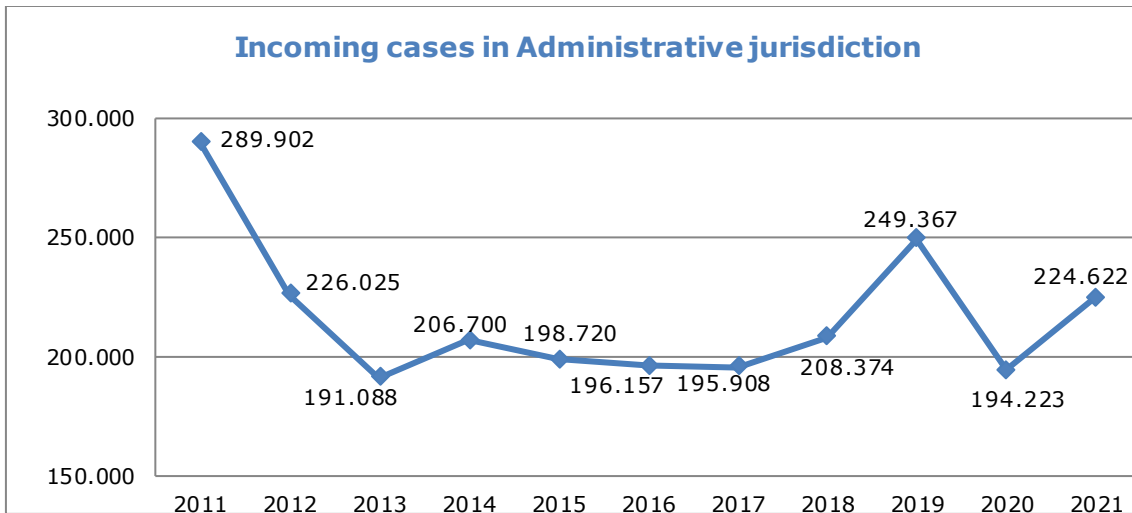


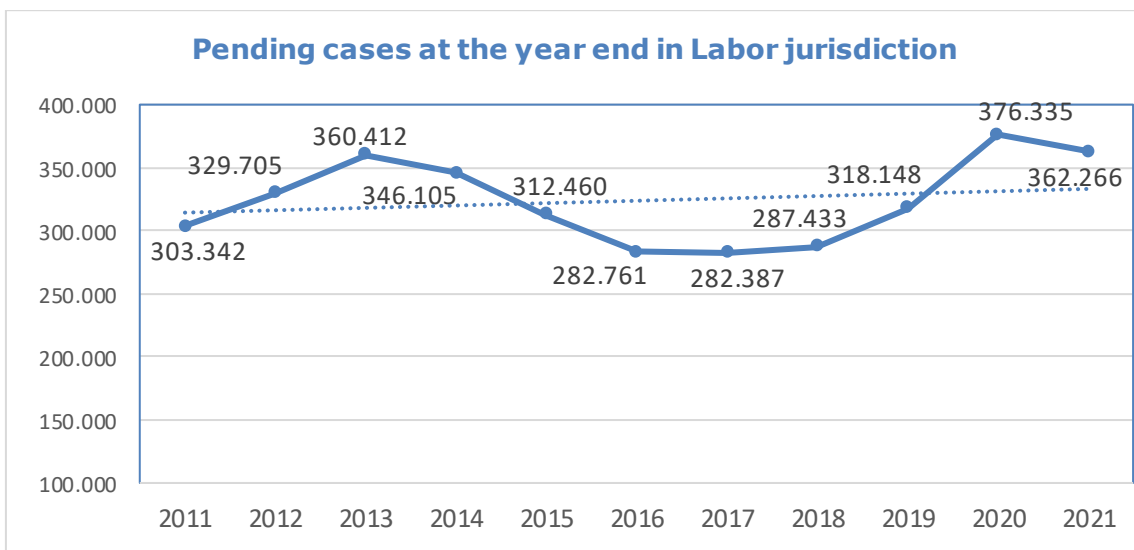
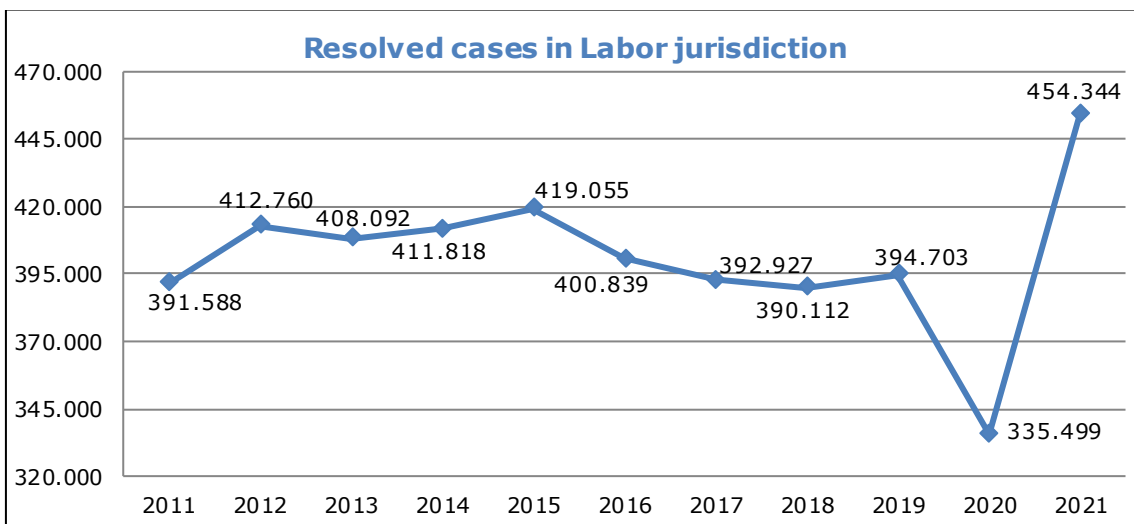
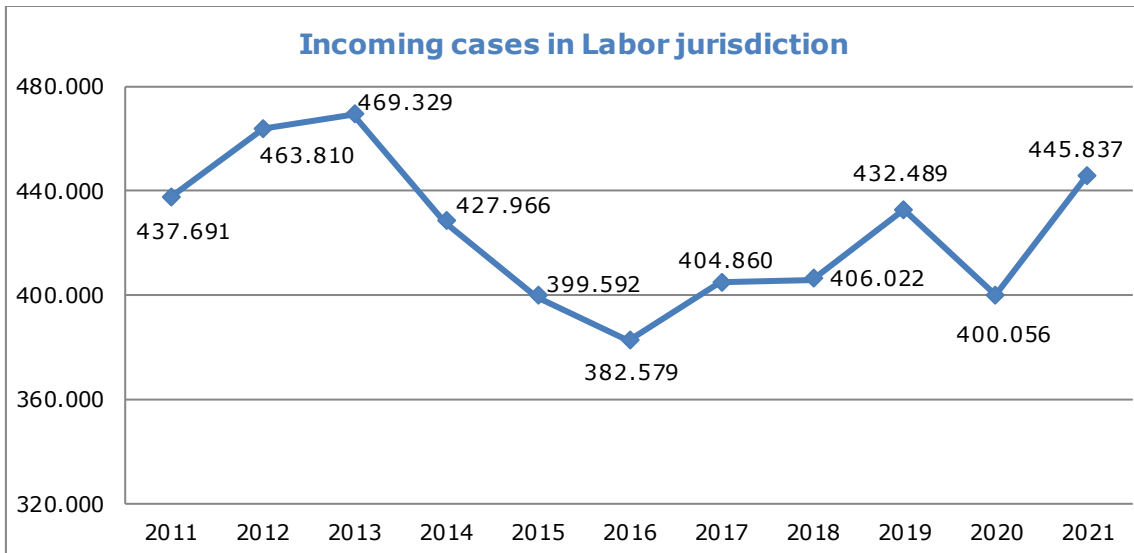


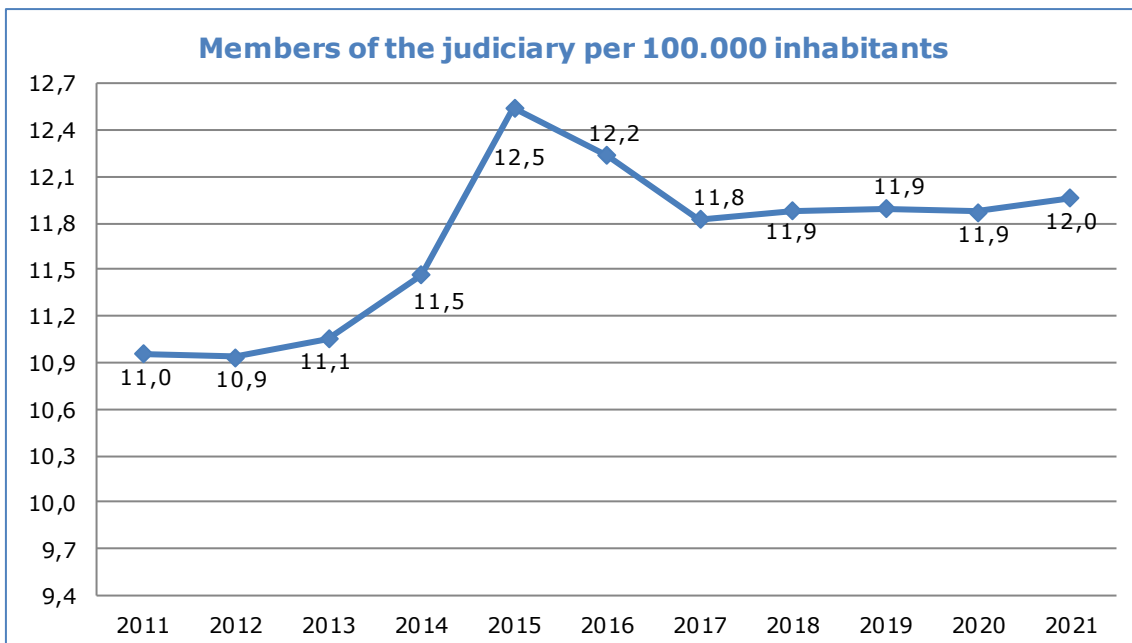
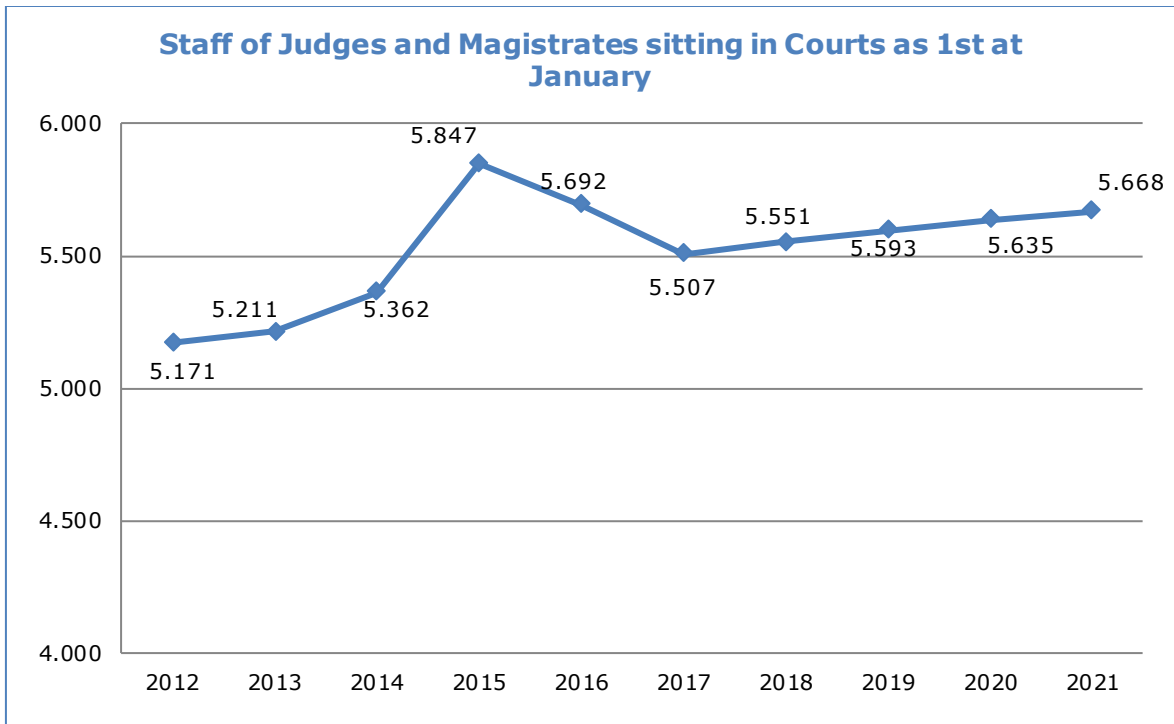












# HIGH COURTS OF JUSTICE DATA



### Incoming cases in 2021

	Civil	Criminal	Administrative	Labor	TOTAL
Andalucía	438.118	686.814	45.277	75.029	1.245.238
Aragón	58.092	79.604	4.264	9.911	151.871
Asturias, Principado	62.173	54.998	3.902	14.409	135.482
Balears, Illes	66.762	73.999	4.198	8.169	153.128
Canarias	151.996	182.483	10.571	26.733	371.783
Cantabria	36.109	32.258	1.967	7.028	77.362
Castilla y León	122.780	125.124	8.453	22.785	279.142
Castilla - La Mancha	94.482	103.175	6.511	14.994	219.162
Cataluña	418.989	507.123	20.185	63.862	1.010.159
Com. Valenciana	287.347	323.654	17.096	41.479	669.576
Extremadura	47.600	54.994	2.587	6.949	112.130
Galicia	145.175	134.010	9.358	35.075	323.618
Madrid, Comunidad	432.422	390.139	35.178	69.885	927.624
Murcia, Región de	81.166	104.696	7.300	11.006	204.168
Navarra, C. Foral de	24.967	35.391	2.070	4.798	67.226
País Vasco	94.606	92.818	8.643	25.915	221.982
Rioja, La	13.374	13.182	1.306	2.474	30.336

### Percentage of incoming cases in 2021 by the total number of incoming cases in the Highs Courts of Justice

	Civil	Criminal	Administrative	Labor	TOTAL
Andalucía	20,1%	17,0%	22,9%	24,0%	17,0%
Aragón	2,4%	2,3%	2,7%	2,3%	2,2%
Asturias, Principado de	2,2%	2,4%	1,8%	2,1%	3,3%
Balears, Illes	2,5%	2,6%	2,5%	2,2%	1,9%
Canarias	6,0%	5,9%	6,1%	5,6%	6,1%
Cantabria	1,2%	1,4%	1,1%	1,0%	1,6%
Castilla y León	4,5%	4,8%	4,2%	4,5%	5,2%
Castilla - La Mancha	3,5%	3,7%	3,4%	3,4%	3,4%
Cataluña	16,3%	16,3%	16,9%	10,7%	14,5%
Comunitat Valenciana	10,8%	11,2%	10,8%	9,1%	9,4%
Extremadura	1,8%	1,8%	1,8%	1,4%	1,6%
Galicia	5,2%	5,6%	4,5%	5,0%	8,0%
Madrid, Comunidad de	15,0%	16,8%	13,0%	18,6%	15,9%
Murcia, Región de	3,3%	3,2%	3,5%	3,9%	2,5%
Navarra, Com. Foral de	1,1%	1,0%	1,2%	1,1%	1,1%
País Vasco	3,6%	3,7%	3,1%	4,6%	5,9%
Rioja, La	0,5%	0,5%	0,4%	0,7%	0,6%

## Resolved cases in 2021

	Civil	Criminal	Administrative	Labor	TOTAL
Andalucía	463.682	696.367	48.400	73.381	1.281.830
Aragón	60.122	81.554	3.842	10.495	156.013
Asturias, Principado	63.695	55.508	5.064	13.327	137.594
Balears, Illes	65.211	76.144	3.174	8.065	152.594
Canarias	146.796	183.819	10.018	29.199	369.832
Cantabria	38.141	32.284	1.751	5.884	78.060
Castilla y León	122.360	124.548	9.202	21.371	277.481
Castilla - La Mancha	91.698	101.540	6.900	15.419	215.557
Cataluña	413.382	513.643	19.576	67.643	1.014.244
Com. Valenciana	291.838	326.560	20.106	43.363	681.867
Extremadura	50.085	55.118	2.610	6.669	114.482
Galicia	149.603	137.964	9.848	35.432	332.847
Madrid, Comunidad	407.612	403.876	33.031	75.117	919.636
Murcia, Región de	81.565	103.374	7.679	12.368	204.986
Navarra, C. Foral de	26.040	35.457	2.564	4.671	68.732
País Vasco	95.571	95.154	8.581	24.465	223.771
Rioja, La	13.595	13.064	1.472	2.254	30.385

## Pending cases at the end of the year 2021

	Civil	Criminal	Administrative	Labor	TOTAL
Andalucía	326.822	162.566	55.859	91.484	636.731
Aragón	25.559	12.850	4.408	6.497	49.314
Asturias, Principado	23.904	11.969	2.623	6.905	45.401
Balears, Illes	46.320	23.400	5.927	7.646	83.293
Canarias	92.227	39.441	7.579	18.629	157.876
Cantabria	19.881	6.751	1.181	4.944	32.757
Castilla y León	62.259	35.822	5.369	16.268	119.718
Castilla - La Mancha	79.840	47.164	7.244	12.123	146.371
Cataluña	317.424	155.015	21.686	52.548	546.673
Com. Valenciana	165.915	91.879	13.512	31.357	302.663
Extremadura	25.654	14.576	1.204	4.797	46.231
Galicia	83.077	37.852	7.269	27.782	155.980
Madrid, Comunidad	320.386	88.451	33.463	41.249	483.549
Murcia, Región de	71.580	36.836	5.695	11.269	125.380
Navarra, C. Foral de	10.141	6.767	828	2.734	20.470
País Vasco	46.755	32.525	7.485	16.797	103.562
Rioja, La	6.737	4.975	891	1.658	14.261



## Pending rate in 2021

	Civil	Criminal	Administrative	Labor	TOTAL
Andalucía	0,70	0,23	1,15	1,25	0,50
Aragón	0,43	0,16	1,15	0,62	0,32
Asturias, Principado	0,38	0,22	0,52	0,52	0,33
Balears, Illes	0,71	0,31	1,87	0,95	0,55
Canarias	0,63	0,21	0,76	0,64	0,43
Cantabria	0,52	0,21	0,67	0,84	0,42
Castilla y León	0,51	0,29	0,58	0,76	0,43
Castilla - La Mancha	0,87	0,46	1,05	0,79	0,68
Cataluña	0,77	0,30	1,11	0,78	0,54
Comunitat Valenciana	0,57	0,28	0,67	0,72	0,44
Extremadura	0,51	0,26	0,46	0,72	0,40
Galicia	0,56	0,27	0,74	0,78	0,47
Madrid, Comunidad de	0,79	0,22	1,01	0,55	0,53
Murcia, Región de	0,88	0,36	0,74	0,91	0,61
Navarra, Com. Foral de	0,39	0,19	0,32	0,59	0,30
País Vasco	0,49	0,34	0,87	0,69	0,46
Rioja, La	0,50	0,38	0,61	0,74	0,47
<b>SPAIN</b>	<b>0,67</b>	<b>0,27</b>	<b>0,98</b>	<b>0,80</b>	<b>0,50</b>

## Clearance rate in 2021

	Civil	Criminal	Administrative	Labor	TOTAL
Andalucía	1,06	1,01	1,07	0,98	1,03
Aragón	1,03	1,02	0,90	1,06	1,03
Asturias, Principado de	1,02	1,01	1,30	0,92	1,02
Balears, Illes	0,98	1,03	0,76	0,99	1,00
Canarias	0,97	1,01	0,95	1,09	0,99
Cantabria	1,06	1,00	0,89	0,84	1,01
Castilla y León	1,00	1,00	1,09	0,94	0,99
Castilla - La Mancha	0,97	0,98	1,06	1,03	0,98
Cataluña	0,99	1,01	0,97	1,06	1,00
Comunitat Valenciana	1,02	1,01	1,18	1,05	1,02
Extremadura	1,05	1,00	1,01	0,96	1,02
Galicia	1,03	1,03	1,05	1,01	1,03
Madrid, Comunidad de	0,94	1,04	0,94	1,07	0,99
Murcia, Región de	1,00	0,99	1,05	1,12	1,00
Navarra, Com. Foral de	1,04	1,00	1,24	0,97	1,02
País Vasco	1,01	1,03	0,99	0,94	1,01
Rioja, La	1,02	0,99	1,13	0,91	1,00
<b>SPAIN</b>	<b>1,00</b>	<b>1,01</b>	<b>1,00</b>	<b>1,02</b>	<b>1,01</b>

### Congestion rate in 2021

	Civil	Criminal	Administrative	Labor	TOTAL
<b>Andalucía</b>	1,69	1,22	2,15	2,27	1,49
<b>Aragón</b>	1,38	1,14	2,18	1,63	1,29
<b>Asturias, Principado de</b>	1,39	1,21	1,52	1,54	1,34
<b>Balears, Illes</b>	1,74	1,29	2,86	1,98	1,55
<b>Canarias</b>	1,64	1,21	1,72	1,64	1,43
<b>Cantabria</b>	1,50	1,20	1,65	1,86	1,41
<b>Castilla y León</b>	1,51	1,29	1,58	1,78	1,43
<b>Castilla - La Mancha</b>	1,88	1,47	2,05	1,78	1,69
<b>Cataluña</b>	1,76	1,29	2,09	1,77	1,53
<b>Comunitat Valenciana</b>	1,57	1,28	1,60	1,75	1,44
<b>Extremadura</b>	1,54	1,28	1,46	1,73	1,42
<b>Galicia</b>	1,57	1,28	1,72	1,80	1,48
<b>Madrid, Comunidad de</b>	1,77	1,19	1,98	1,58	1,51
<b>Murcia, Región de</b>	1,88	1,36	1,71	1,92	1,62
<b>Navarra, Com. Foral de</b>	1,39	1,18	1,31	1,60	1,29
<b>País Vasco</b>	1,49	1,32	1,85	1,69	1,45
<b>Rioja, La</b>	1,51	1,37	1,58	1,74	1,47
<b>SPAIN</b>	<b>1,67</b>	<b>1,26</b>	<b>1,96</b>	<b>1,81</b>	<b>1,49</b>

Relative (*in percentage*) of trials held and trials scheduled

	Courts of First Instance, Magistrates' Courts and Courts of First Instance and Enquiries			Courts of Violence Against women		
	Civil	Total trials for minor offences	Summary trials for minor offences	Civil	Total trials for minor offences	Summary trials for minor offences
Andalucía	83,2%	80,3%	85,7%	81,5%	89,8%	94,3%
Aragón	85,5%	83,9%	88,6%	85,0%	94,2%	99,2%
Asturias, Principado	87,6%	85,4%	91,8%	85,5%	94,8%	95,4%
Balears, Illes	82,2%	77,7%	95,3%	71,4%	89,8%	98,6%
Canarias	83,4%	82,7%	90,5%	79,6%	89,9%	96,8%
Cantabria	86,7%	86,9%	95,2%	85,0%	93,3%	93,0%
Castilla y León	86,9%	81,5%	96,8%	82,0%	95,3%	100,0%
Castilla. La Mancha	82,8%	79,6%	90,4%	77,9%	73,2%	84,7%
Cataluña	74,6%	78,5%	88,7%	75,4%	90,2%	93,8%
Com. Valenciana	82,9%	80,0%	91,0%	81,7%	85,8%	93,5%
Extremadura	80,6%	79,3%	89,5%	82,1%	92,1%	100,0%
Galicia	84,1%	80,1%	94,4%	86,0%	95,3%	98,4%
Madrid, Comunidad	85,1%	78,7%	95,0%	72,4%	83,8%	93,0%
Murcia, Región de	82,2%	81,4%	89,4%	80,0%	92,6%	94,2%
Navarra, C. Foral de	90,4%	78,5%	92,6%	82,4%	92,1%	100,0%
País Vasco	84,2%	81,9%	94,1%	83,2%	84,8%	82,6%
Rioja, La	85,0%	84,4%	96,7%	90,1%	94,1%	100,0%
<b>SPAIN</b>	<b>82,5%</b>	<b>80,2%</b>	<b>90,1%</b>	<b>79,3%</b>	<b>88,6%</b>	<b>94,8%</b>

	Criminal Courts		Juvenile Courts	Provincial Courts	
	Total Trials	Fast Trials	Criminal	Civil	Criminal
Andalucía	68,9%	71,7%	82,5%	92,0%	78,9%
Aragón	79,6%	79,0%	91,4%	100,0%	79,8%
Asturias, Principado	81,4%	84,0%	80,2%	95,5%	80,9%
Balears, Illes	71,6%	75,6%	70,1%	71,6%	93,2%
Canarias	71,6%	71,6%	74,6%	76,7%	83,8%
Cantabria	78,8%	81,8%	84,0%	96,6%	88,2%
Castilla y León	79,6%	86,9%	86,6%	94,9%	89,3%
Castilla. La Mancha	70,6%	78,4%	84,9%	94,5%	74,3%
Cataluña	71,5%	75,3%	73,6%	77,5%	75,5%
Com. Valenciana	74,6%	84,3%	75,9%	96,5%	72,2%
Extremadura	68,6%	89,4%	79,7%	80,0%	87,2%
Galicia	72,6%	82,9%	82,3%	73,4%	74,8%
Madrid, Comunidad	71,1%	74,5%	72,4%	91,3%	76,9%
Murcia, Región de	68,9%	83,0%	93,1%	80,0%	73,6%
Navarra, Com. Foral	84,7%	77,8%	85,6%	62,5%	83,1%
País Vasco	76,5%	73,0%	78,2%	79,6%	82,0%
Rioja, La	75,1%	85,3%	77,8%	100,0%	80,6%
<b>SPAIN</b>	<b>72,3%</b>	<b>76,0%</b>	<b>78,5%</b>	<b>89,8%</b>	<b>78,2%</b>

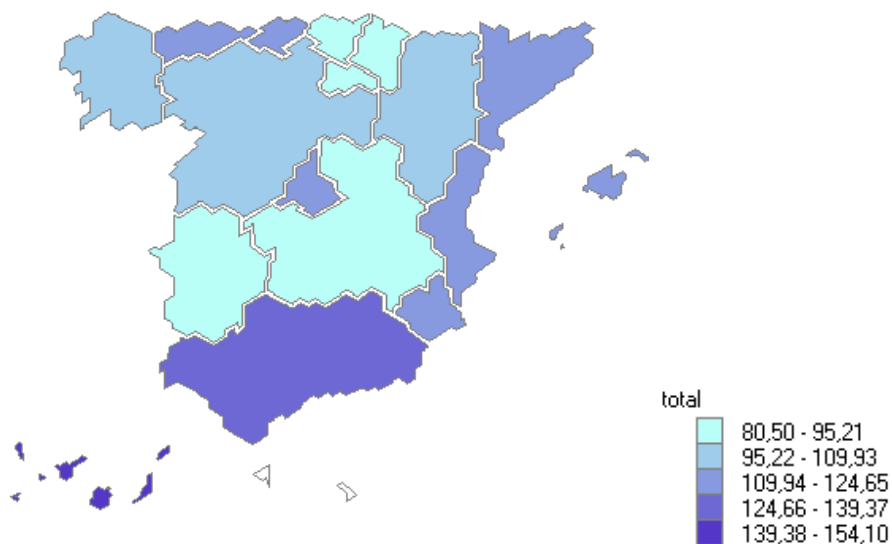
	Commercial Courts	Administrative Courts	Labor Courts
<b>Andalucía</b>	86,7%	82,2%	81,5%
<b>Aragón</b>	81,2%	85,4%	82,8%
<b>Asturias, Principado de</b>	71,1%	85,5%	86,2%
<b>Balears, Illes</b>	85,6%	60,4%	74,0%
<b>Canarias</b>	78,1%	89,3%	75,9%
<b>Cantabria</b>	82,8%	77,9%	89,4%
<b>Castilla y León</b>	80,9%	85,2%	84,0%
<b>Castilla - La Mancha</b>	79,7%	82,8%	80,7%
<b>Cataluña</b>	72,3%	74,8%	80,3%
<b>Comunitat Valenciana</b>	80,3%	86,9%	83,5%
<b>Extremadura</b>	88,9%	76,2%	82,4%
<b>Galicia</b>	85,4%	80,7%	78,9%
<b>Madrid, Comunidad de</b>	83,0%	88,1%	84,5%
<b>Murcia, Región de</b>	85,7%	80,9%	81,3%
<b>Navarra, Com. Foral de</b>	87,3%	88,4%	85,1%
<b>País Vasco</b>	85,8%	73,4%	79,2%
<b>Rioja, La</b>	78,2%	68,5%	79,3%
<b>SPAIN</b>	<b>81,5%</b>	<b>82,6%</b>	<b>81,5%</b>

### Litigation rate in 2021

	Civil	Criminal	Administrative	Labor	TOTAL
Andalucía	50,7	79,5	5,2	8,7	144,1
Aragón	43,8	60,0	3,2	7,5	114,5
Asturias, Principado de	61,4	54,4	3,9	14,2	133,9
Balears, Illes	56,9	63,1	3,6	7,0	130,5
Canarias	69,9	84,0	4,9	12,3	171,1
Cantabria	61,8	55,2	3,4	12,0	132,4
Castilla y León	59,9	61,0	4,1	11,1	136,2
Castilla-La Mancha	39,6	43,3	2,7	6,3	92,0
Cataluña	54,0	65,3	2,6	8,2	130,1
Comunitat Valenciana	56,8	64,0	3,4	8,2	132,4
Extremadura	44,9	51,9	2,4	6,6	105,8
Galicia	53,9	49,7	3,5	13,0	120,1
Madrid, Comunidad de	64,1	57,8	5,2	10,4	137,4
Murcia, Región de	53,5	68,9	4,8	7,2	134,5
Navarra, Com. Foral de	37,7	53,5	3,1	7,3	101,6
País Vasco	42,7	41,9	3,9	11,7	100,3
Rioja, La	41,8	41,2	4,1	7,7	94,9
SPAIN	54,6	63,6	4,7	9,4	132,4

### LITIGATION RATE BY HCJ \*

(\*) Number of incoming cases per 1.000 inhabitants



## REQUEST LETTERS/COMMON OFFICES

### Request letters

<b>Courts</b>	540.338
<b>Common Offices</b>	569.178
<b>SPAIN</b>	<b>1.109.516</b>

## COMMON OFFICES

### Proceedings handled

	Incoming cases	Returned with positive fulfilment	Others returned	Pending at the year end
<b>Personal Proceedings</b>	3.324.317	2.141.202	1.200.366	149.024
<b>Proceedings on Commission</b>	92.101	46.699	42.645	19.367
<b>Seizures</b>	15.095	7.180	8.424	1.163
<b>Evictions</b>	65.306	32.229	30.639	15.544
<b>Others</b>	11.700	7.290	3.582	2.660

### Venue of undertaking

	In the Service venue	Outside Service venue	Total
<b>Personal Proceedings</b>	760.496	2.631.217	3.391.713
<b>Proceedings on Commission</b>	26.023	99.693	125.716

	Proceedings by the own service	Proceedings in prisons
<b>Personal Proceedings</b>	119.325	158.826
<b>Proceedings on Commission</b>	-	27.966

### Average length of time (days)

Individual proceedings	Seizures	Evictions
19,5	16,5	31

INFORMATION REQUESTS ON PNJ NETWORK<sup>30</sup>

Access to web sites	2020	2021	Evolution 2020/2021
Directorate General of road traffic	4.156.582	3.265.555	-21,4%
CORPME (Registrar Association)	23.269	31.919	37,2%
Police	3.184.328	3.770.276	18,4%
AEAT (Tax Agency) + AEATWS	9.014.342	10.115.340	12,2%
Land Registry	2.724.746	2.955.182	8,5%
SEPE (Employment Service)	2.353.770	1.783.308	-24,2%
INE (Statistics Institute- Municipal Register)	1.199.555	1.381.403	15,2%
FOGASA (Found subsidized severance pay)	43.235	17.565	-59,4%
Leaves and vacations	92.513	159.691	72,6%
Seizures	1.478.746	1.951.424	32,0%
Text messages	348.069	494.640	42,1%
Request letters	508.504	887.640	74,6%
Court Fees	487.059	788.418	61,9%
TGSS (General Treasury of the Social Security)	2.699.287	2.279.819	-15,5%
INSS (Social Security National Institute)	1.623.299	1.734.709	6,9%
Collegiate	-	-	-
Central Registry Office of Births, Marriages and Deaths	871.219	1.005.534	15,4%
<b>TOTAL</b>	<b>30.810.543</b>	<b>32.624.444</b>	<b>5,9%</b>

Special services	2020	2021	Evolution 2020/2021
Comprehensive inquiry	3.193.484	3.548.595	11,1%
Emailing/messaging	69.657	61.168	-12,2%
<b>TOTAL</b>	<b>3.263.141</b>	<b>3.609.763</b>	<b>10,6%</b>

<sup>30</sup> Source. General Council of the Judiciary

PRACTICED NOTICES THROUGH Lexnet<sup>31</sup>

AUTONOMOUS REGION / ORGANISM	2020	2021	Evolution 2020 / 2021
Andalucía	14.506.589	18.451.448	27,2%
Asturias, Principado de	2.238.661	3.072.536	37,2%
Balears, Illes	2.707.248	3.332.518	23,1%
Canarias	4.808.425	6.016.737	25,1%
Castilla Y León	5.343.326	6.772.862	26,8%
Castilla-La Mancha	3.672.260	4.491.234	22,3%
Cataluña	9.301.799	12.109.017	30,2%
Comunidad Valenciana	8.989.865	10.937.507	21,7%
Extremadura	1.986.530	2.616.092	31,7%
Galicia	5.133.603	6.503.538	26,7%
Madrid, Comunidad de	9.761.277	12.223.268	25,2%
Murcia, Región de	3.135.143	3.887.554	24,0%
Rioja, La	686.612	853.035	24,2%
Ceuta	248.439	316.777	27,5%
Melilla	244.562	282.285	15,4%
National High Court	1.068.123	1.446.465	35,4%
Supreme Court	525.358	695.565	32,4%
<b>Total</b>	<b>74.357.820</b>	<b>94.008.438</b>	<b>26,4%</b>

---

<sup>31</sup> Source: Ministry of Justice



NUMBER OF CONVICTS AT 31<sup>ST</sup> DECEMBER 2021 <sup>32</sup>

	Convicts			Percentage of Foreigners		
	Men	Women	Total	Men	Women	Total
<b>Andalucía</b>	12.405	815	13.220	20,7%	16,4%	20,4%
<b>Aragón</b>	1.690	93	1.783	36,2%	31,2%	35,9%
<b>Asturias, Principado</b>	914	91	1.005	9,5%	11,0%	9,7%
<b>Balears, Illes</b>	1.266	122	1.388	33,4%	23,0%	32,5%
<b>Canarias</b>	3.206	207	3.413	25,8%	25,1%	25,8%
<b>Cantabria</b>	457	40	497	14,4%	15,0%	14,5%
<b>Castilla y León</b>	3.188	231	3.419	36,5%	19,9%	35,4%
<b>Castilla - La Mancha</b>	1.622	37	1.659	28,7%	21,6%	28,6%
<b>Cataluña</b>	7.235	511	7.746	48,9%	38,7%	48,3%
<b>Com. Valenciana</b>	5.729	579	6.308	26,7%	18,0%	25,9%
<b>Extremadura</b>	907	63	970	7,8%	11,1%	8,0%
<b>Galicia</b>	2.624	194	2.818	16,9%	8,2%	16,3%
<b>Madrid, Comunidad</b>	5.993	651	6.644	39,8%	42,5%	40,1%
<b>Murcia, Región de</b>	1.612	111	1.723	28,1%	28,8%	28,1%
<b>Navarra, C. Foral de</b>	317	29	346	23,7%	13,8%	22,8%
<b>País Vasco</b>	1.274	114	1.388	30,6%	16,7%	29,5%
<b>Rioja, La</b>	274	17	291	19,3%	5,9%	18,6%
<b>Ceuta</b>	273	13	286	22,0%	30,8%	22,4%
<b>Melilla</b>	186	7	193	43,0%	57,1%	43,5%
<b>TOTAL</b>	<b>51.172</b>	<b>3.925</b>	<b>55.097</b>	<b>29,9%</b>	<b>24,9%</b>	<b>29,5%</b>

<sup>32</sup> Source: Home Office. General Direction of Penitentiary Institutions. General Statistics of penitentiary population.

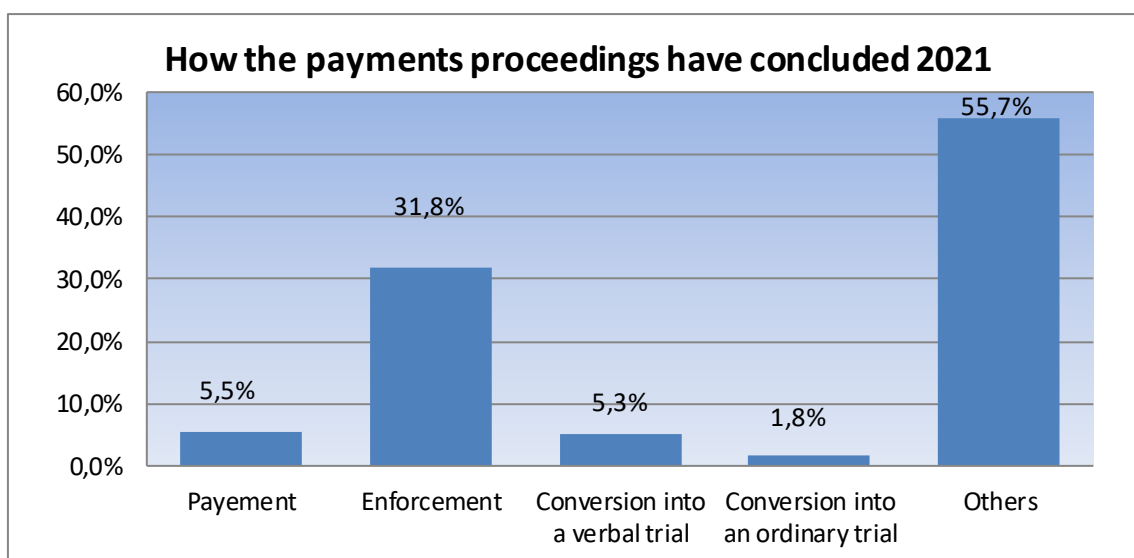
## IMPORTANT CASES HANDLING



PAYMENT PROCEEDINGS <sup>33</sup>

	2017	2018	2019	2020	2021
<b>Incoming cases</b>	506.076	576.846	720.991	709.216	804.686
<b>Resolved</b>	513.714	554.671	657.608	645.800	817.200
<b>Pending at the year end</b>	255.410	281.868	347.374	414.816	411.420

	Evolución 2017/2018	Evolución 2018/2019	Evolución 2019/2020	Evolución 2020/2021
<b>Incoming cases</b>	14,0%	25,0%	-1,6%	13,5%
<b>Resolved</b>	8,0%	18,6%	-1,8%	26,5%
<b>Pending at the year end</b>	10,4%	32,8%	10,8%	-0,8%



## Incoming enforcements

	From foreclosures	From findings	From not-judicial instruments	From Family law	From other judicial instruments	From E.U. Regulations	TOTAL
<b>2017</b>	30.094	1.214	33.747	42.030	339.371	239	446.695
<b>2018</b>	27.404	1.336	34.148	40.992	355.389	278	459.547
<b>2019</b>	17.411	1.204	32.605	39.609	376.463	400	467.692
<b>2020</b>	20.460	973	25.116	34.290	323.493	251	404.583
<b>2021</b>	27.874	1.389	25.058	34.575	415.458	244	504.598

## Pending enforcements

	From foreclosures	From findings	From not-judicial instruments	From Family law	From other judicial instruments	From E.U. Regulations	TOTAL
<b>2017</b>	159.242	6.670	301.205	120.428	1.305.337	374	1.893.256
<b>2018</b>	137.548	6.692	297.289	120.616	1.306.735	341	1.869.221
<b>2019</b>	114.116	6.412	297.734	120.324	1.352.784	528	1.891.898
<b>2020</b>	104.474	6.628	300.621	122.550	1.389.869	506	1.924.648
<b>2021</b>	104.475	6.753	303.249	115.618	1.462.296	479	1.992.870

<sup>33</sup> Only in Courts of First Instance and Courts of First Instance and Enquiry

## DIVORCES AND SEPARATIONS

	Annulment	Consensual Divorces	Litigious Divorces	Consensual Separations	Litigious Separations
Andalucía	21	9.562	8.502	526	302
Aragón	2	1.571	752	65	16
Asturias, Principado de	2	1.249	672	59	18
Balears, Illes	2	1.758	839	68	27
Canarias	2	2.983	2.185	154	53
Cantabria	0	776	438	28	7
Castilla y León	1	2.315	1.385	121	47
Castilla - La Mancha	1	2.260	1.697	110	46
Cataluña	16	10.568	4.963	447	177
Comunitat Valenciana	7	7.287	4.264	343	178
Extremadura	0	1.169	691	74	16
Galicia	1	2.951	1.934	113	35
Madrid, Comunidad de	13	7.329	4.757	326	143
Murcia, Región de	0	1.819	1.440	106	57
Navarra, Com. Foral de	0	742	379	53	22
País Vasco	2	2.437	1.221	72	35
Rioja, La	0	392	218	22	8
<b>TOTAL</b>	<b>70</b>	<b>57.168</b>	<b>36.337</b>	<b>2.687</b>	<b>1.187</b>
<b>EVOLUCIÓN 2020/2021</b>	<b>-10,3%</b>	<b>4,0%</b>	<b>0,7%</b>	<b>-0,4%</b>	<b>-3,9%</b>

## AMENDMENT OF MEASURES

	Amendment of agreed measures	Amendment of not-agreed measures	Custodial parent or agreed maintenance	Custodial parent or not-agreed maintenance
Andalucía	2.191	7.230	5.514	6.465
Aragón	311	730	486	513
Asturias, Principado de	400	813	422	380
Balears, Illes	435	844	773	618
Canarias	706	1.875	2304	2.101
Cantabria	176	274	247	247
Castilla y León	506	1.455	794	863
Castilla-La Mancha	390	1292	753	1138
Cataluña	2.631	4.329	3.947	3.421
Com. Valenciana	1435	3.935	2.329	2.730
Extremadura	290	643	612	530
Galicia	622	1.651	1141	1249
Madrid, Comunidad	1564	4.287	2.481	3.545
Murcia, Región de	418	1032	731	1071
Navarra, Com. Foral	172	386	390	460
País Vasco	633	1209	1008	1090
Rioja, La	75	177	100	127
<b>TOTAL</b>	<b>12.955</b>	<b>32.162</b>	<b>24.032</b>	<b>26.548</b>
<b>EVOLUCIÓN 2017</b>	<b>14,35%</b>	<b>6,96%</b>	<b>13,17%</b>	<b>5,42%</b>

NON-CONTENTIOUS PROCEEDINGS <sup>34</sup>

	Incoming cases	Resolved	Pending at the year end	Incoming evolution 2020/2021
Andalucía	28.235	28.562	7.970	62,9%
Aragón	4.008	3.801	1.218	51,5%
Asturias, Principado de	5.219	5.365	968	30,9%
Balears, Illes	3.808	3.617	1.577	38,8%
Canarias	5.784	5.836	2.051	29,9%
Cantabria	3.109	3.152	786	21,0%
Castilla y León	9.290	9.122	2.576	42,2%
Castilla - La Mancha	5.904	5.629	2.782	50,6%
Cataluña	21.696	21.796	7.478	55,9%
Comunitat Valenciana	18.471	18.213	4.539	53,0%
Extremadura	3.211	3.035	1.137	65,6%
Galicia	12.690	12.653	3.773	30,2%
Madrid, Comunidad de	25.325	25.134	6.495	66,3%
Murcia, Región de	6.403	6.282	2.616	47,3%
Navarra, Com. Foral de	1.848	1.835	405	44,9%
País Vasco	8.796	8.972	1.650	35,8%
Rioja, La	916	835	257	52,2%
<b>TOTAL</b>	<b>164.713</b>	<b>163.839</b>	<b>48.278</b>	<b>50,0%</b>

## Pre-Bankruptcy situations in Commercial Courts

Papers incoming of art. 583 TRLC	3.964
----------------------------------	-------

## Refinancing applications of D.A. (Additional provision) art. 610 TRLC

Incoming	Resolved	Pending
105	119	19

## Out-of-court payment settlements

Incomed Papers starting file	1.058
Incomed Papers closing file	277
Incomed consecutive Bankruptcy	2.549

<sup>34</sup> As of 2016 conciliation figures are included in "Non-Contentious Proceedings"

**BANKRUPTCY PROCEEDINGS****Incoming in Commercial Courts, Courts of First Instance and Courts of First Instance and Inquiry**

	2020		2021		Evolution 2020/2021
	Commercial Courts	First I. & First I and Magistrates' Courts <sup>35</sup>	Commercial Courts	First I. & First I and Magistrates' Courts <sup>36</sup>	
<b>Andalucía</b>	596	884	838	1307	44,9%
<b>Aragón</b>	146	255	175	325	24,7%
<b>Asturias, Principado</b>	105	184	154	228	32,2%
<b>Balears, Illes</b>	182	198	206	258	22,1%
<b>Canarias</b>	167	375	187	587	42,8%
<b>Cantabria</b>	60	62	61	54	-5,7%
<b>Castilla y León</b>	188	179	303	274	57,2%
<b>Castilla - La Mancha</b>	175	198	256	402	76,4%
<b>Cataluña</b>	2.395	1.912	2.976	2.642	30,4%
<b>C. Valenciana</b>	921	888	1178	1243	33,8%
<b>Extremadura</b>	63	77	104	138	72,9%
<b>Galicia</b>	285	301	313	406	22,7%
<b>Madrid, Comunidad</b>	1.099	928	1.518	1661	56,8%
<b>Murcia, Región</b>	115	251	166	295	26,0%
<b>Navarra, Com. Foral</b>	37	44	48	59	32,1%
<b>País Vasco</b>	281	128	339	119	12,0%
<b>Rioja, La</b>	52	10	64	8	16,1%
<b>TOTAL</b>	<b>6.867</b>	<b>6.874</b>	<b>8.886</b>	<b>10.006</b>	<b>37,5%</b>

<sup>35</sup> Bankruptcy of natural person not entrepreneur

<sup>36</sup> Bankruptcy of natural person not entrepreneur

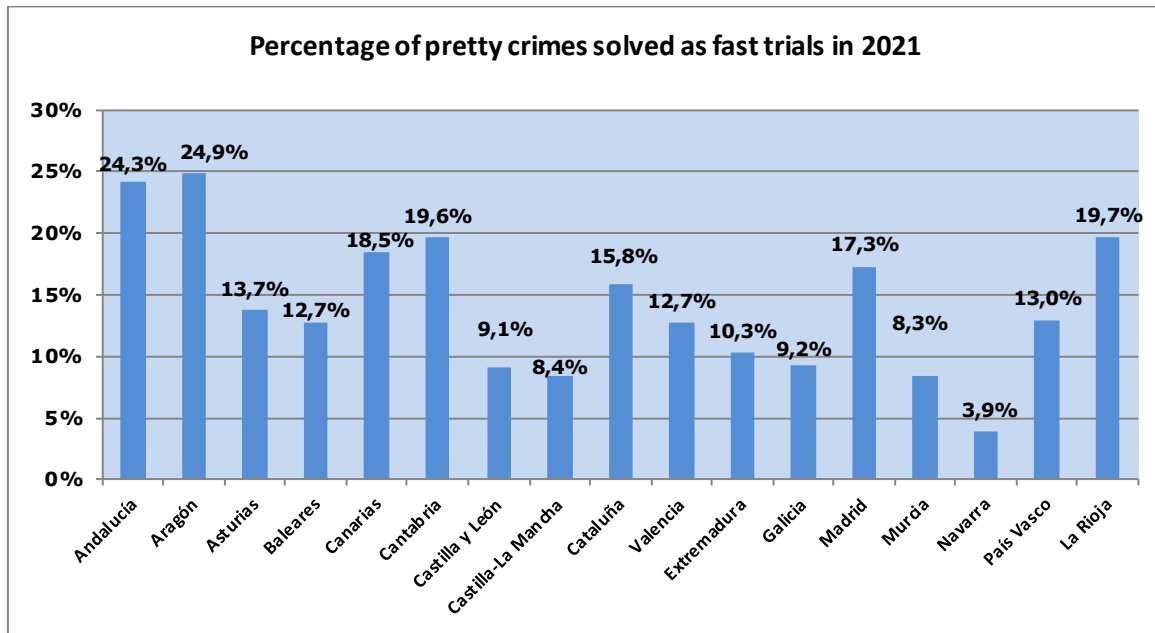
## On Bankruptcy and on liquidation in Commercial Courts

	On receivership				On liquidation		
	Voluntary procedures	Involuntary procedures	Total	Consecutives, among them	Incoming & reopened cases	Resolved	Pending at the year end
<b>Andalucía</b>	524	8	532	227	397	642	2.500
<b>Aragón</b>	69	0	69	27	81	124	251
<b>Asturias, Principado</b>	59	6	65	35	37	49	303
<b>Balears, Illes</b>	164	0	164	29	81	128	736
<b>Canarias</b>	94	4	98	31	91	41	858
<b>Cantabria</b>	19	0	19	10	30	87	201
<b>Castilla y León</b>	134	21	155	70	119	190	823
<b>Castilla. La Mancha</b>	117	1	118	49	43	77	767
<b>Cataluña</b>	2147	36	2183	1596	1066	1396	2.553
<b>Com. Valenciana</b>	506	3	509	194	280	599	1.084
<b>Extremadura</b>	49	0	49	23	56	55	226
<b>Galicia</b>	257	6	263	85	219	308	1.066
<b>Madrid, Comunidad</b>	683	40	723	251	457	693	2.092
<b>Murcia, Región de</b>	91	3	94	30	98	206	364
<b>Navarra, Com. Foral</b>	32	0	32	13	36	60	199
<b>País Vasco</b>	222	0	222	36	67	221	397
<b>Rioja, La</b>	14	9	23	11	19	16	74
<b>TOTAL</b>	<b>5.181</b>	<b>137</b>	<b>5.318</b>	<b>2717</b>	<b>3.177</b>	<b>4.892</b>	<b>14.494</b>

FAST TRIALS FOR CRIMINAL PROCEDURES <sup>37</sup>

Urgent Proceedings	Approval Proceedings	% Urgent Proceedings resolved as fast Trials
205.277	108.168	52,7%

	Resolved	Resolved as Fast trials	% Resolved as Fast trials
<b>Petty crimes Trials</b>	430.825	70.108	16,3%



<sup>37</sup> Information of Magistrates' Courts and Courts of First Instance and Enquiry as well as to Courts of Violence against Women has been included.



### JURY TRIALS PROCEEDINGS HEARD BEFORE JURY

	On remand	Non remand	TOTAL
<b>Inquiry Courts and Courts of First Instance and Magistrates'</b>	133	215	348
<b>Violence against women Courts</b>	41	39	80
<b>TOTAL</b>	<b>174</b>	<b>254</b>	<b>428</b>

### Judgements LO 5/1995

	TOTAL	Of convictions
<b>Domestic Violence</b>	22	86,4%
<b>Violence against Women</b>	62	98,4%
<b>Rest</b>	324	93,5%
<b>TOTAL</b>	<b>408</b>	<b>93,9%</b>

### On Remand Cases

<b>Inquiry Courts and Courts of First Instance and Magistrates'</b>	3.137
<b>Violence against Women Courts</b>	417
<b>Provincial Courts</b>	1.449
<b>Criminal Courts</b>	691
<b>Central Enquiry Court</b>	113
<b>Central Criminal Court</b>	24
<b>National High Court - Criminal Chamber</b>	49
<b>TOTAL</b>	<b>5.880</b>

## IMMIGRATION

	2017	2018	2019	2020	2021
Immigration Cases incoming in the H.C.J. Cont-Admve. Chamber	1.084	1.312	1.286	588	989
Immigration Cases incoming in the Administrative Courts	22.183	31.940	47.398	24.536	25.726
Immigration Cases incoming in the Inquiry Courts	9.649	9.776	10.403	4.178	3.643
Foreigner population registered as at 1 January	4.572.807	4.731.691	5.036.878	5.434.153	5.440.148

**Percentage of Immigration cases to the overall incoming cases in 2021**

	Administrative Court	H.C.J.
Andalucía	33,3%	0,1%
Aragón	17,3%	0,0%
Asturias, Principado de	8,1%	0,0%
Balears, Illes	32,5%	0,0%
Canarias	25,5%	0,2%
Cantabria	16,5%	0,0%
Castilla y León	13,2%	0,0%
Castilla - La Mancha	11,4%	0,0%
Cataluña	23,2%	0,0%
Comunitat Valenciana	19,7%	0,0%
Extremadura	7,1%	0,0%
Galicia	5,5%	0,0%
Madrid, Comunidad de	14,7%	8,8%
Murcia, Región de	35,4%	0,0%
Navarra, Com. Foral de	7,6%	0,0%
País Vasco	24,0%	0,0%
Rioja, La	14,3%	10,0%
<b>SPAIN</b>	<b>21,8%</b>	<b>2,5%</b>

## DOMESTIC VIOLENCE

			Protection Orders	Denunciations
<b>TOTAL</b>			<b>3.569</b>	<b>20.705</b>
<b>VICTIM</b>	<b>Men</b>	Spanish of legal age	1.092	6.795
		Spanish underage	156	894
		Foreign of legal age	185	1.410
		Foreign underage	52	208
	<b>Women</b>	Spanish of legal age	1.698	9.445
		Spanish underage	231	1.122
		Foreign of legal age	261	1.903
		Foreign underage	77	313
<b>CHARGED</b>	<b>Men</b>	Spanish	2.089	11.428
		Foreign	480	2.472
	<b>Women</b>	Spanish	799	5.292
		Foreign	235	1.495

	Denunciations 2021	Denunciations per 10.000 inhabitants in 2021
Andalucía	4.155	4,8
Aragón	402	3,0
Asturias, Principado de	450	4,4
Balears, Illes	1.634	13,9
Canarias	1.428	6,6
Cantabria	140	2,4
Castilla y León	917	3,8
Castilla - La Mancha	526	2,6
Cataluña	1.905	2,5
Comunitat Valenciana	2.073	4,1
Extremadura	536	5,1
Galicia	1.061	3,9
Madrid, Comunidad de	2.013	3,0
Murcia, Región de	1161	7,6
Navarra, Com. Foral de	190	2,9
País Vasco	2017	9,1
Rioja, La	97	3,0
<b>SPAIN</b>	<b>20.705</b>	<b>4,4</b>

### Defendant's nationality

	Convicted	Acquitted	Defendant	Population
<b>Spanish</b>	82,3%	90,2%	84,9%	88,7%
<b>Foreigner</b>	17,7%	9,8%	15,1%	11,3%

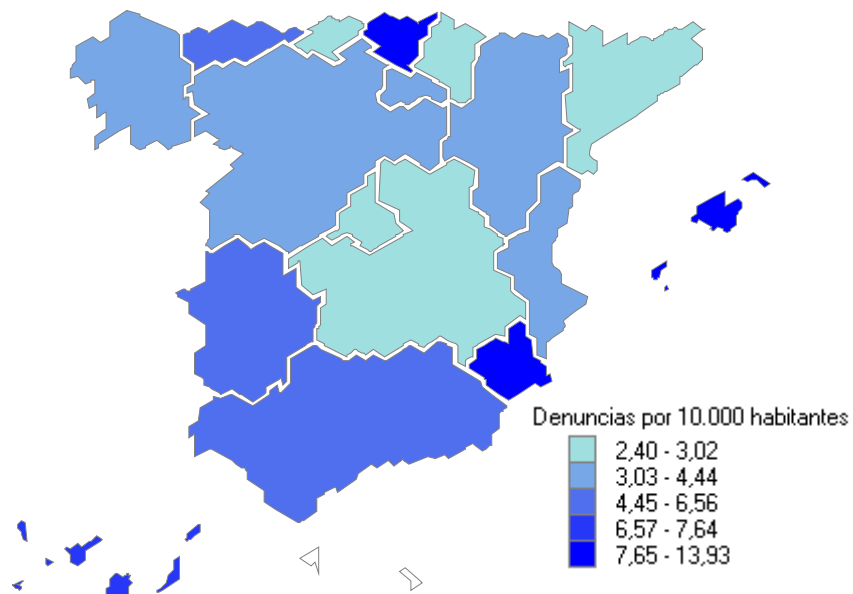
### Defendant's sex

	Convicted	Acquitted	Defendant
<b>Men</b>	77,4%	66,7%	73,9%
<b>Women</b>	22,6%	33,3%	26,1%

### Defendant's sex and nationality

	Convicted		Acquitted	
	Spanish	Foreigner	Spanish	Foreigner
<b>Men</b>	78,3%	73,0%	68,6%	49,5%
<b>Women</b>	21,7%	27,0%	31,4%	50,5%

### Denunciations per 10.000 inhabitants



## VIOLENCE AGAINST WOMEN

	Incoming cases in the Court	Incoming cases from Night Court	Incoming cases from other bodies	Reopening	Resolved	Pending at the year end
<b>Urgent Procedures</b>	54.958	7.520	265	232	62.932	332
<b>Summaries</b>	394	7	5	32	424	333
<b>Preliminary Enquiries</b>	92.581	14.374	9.108	1.093	118.048	31.519
<b>Instant Committals</b>	33.953	0	0	345	35.086	13.566
<b>Petty crimes Trials<sup>38</sup></b>	6.983	207	30	85	7.478	1.351
<b>Jury Procedures</b>	97	1	0	4	102	121

### Protection orders, defendants and victims (In Violence against Women Courts)

Protection Orders	Victims				Minors Victim (children under guardianship the victim women)			
	Spanish women of legal age	Spanish women underage	Foreigner women of legal age	Foreigner women underage	Spanish men	Foreigner men	Spanish women	Foreigner women
37.270	24.693	349	11.986	242	126	26	122	24

Defendants	
Spanish men	Foreigner men
24.939	12.330

### Protection orders by the claimant (In Violence against Women Courts)

Victims	Other persons	Public Prosecutor	Judge	Administration
91,4%	0,3%	6,6%	1,7%	0,0%

<sup>38</sup> The new concept "Petty crimes" is included since 3rd trimester of 2015

### Defendants ordered by nationality (In Violence against Women Courts)

	Convicted	Acquitted	Defendant	Population
<b>Spanish</b>	69,8%	81,3%	71,1%	88,7%
<b>Foreigner</b>	30,2%	18,7%	28,9%	11,3%

### Defendants ordered by sex (In Violence against Women Courts)

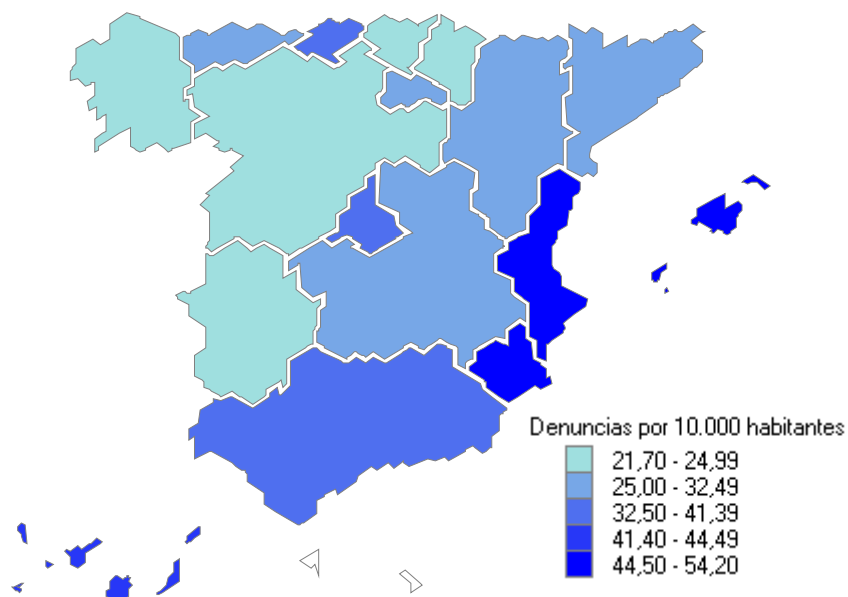
	Convicted	Acquitted	Defendant	Population
<b>Men</b>	99,7%	98,9%	99,6%	49,0%
<b>Women</b>	0,4%	0,9%	0,4%	51,0%

### Percentage of convictions among defendants

	Convictions among defendants	Convictions among Spanish defendants	Convictions among foreigner defendants
<b>Violence against women Courts</b>	89,1%	87,5%	93,0%
<b>Criminal Courts</b>	64,9%	65,1%	64,6%
<b>Provincial Courts</b>	75,8%	78,0%	71,2%

	Denunciations 2021	Denunciations per 10.000 inhabitants in 2021
Andalucía	33.956	39,3
Aragón	4.008	30,2
Asturias, Principado de	2.532	25,0
Balears, Illes	6.363	54,2
Canarias	9.002	41,4
Cantabria	1.898	32,5
Castilla y León	5.170	21,7
Castilla - La Mancha	6.543	31,9
Cataluña	21.857	28,2
Comunitat Valenciana	22.654	44,8
Extremadura	2.592	24,5
Galicia	6.259	23,2
Madrid, Comunidad de	25.454	37,7
Murcia, Región de	6.750	44,5
Navarra, C. Foral de	1.630	24,6
País Vasco	5.357	24,2
Rioja, La	823	25,7
<b>SPAIN</b>	<b>162.848</b>	<b>34,4</b>

### Denunciations per 10.000 inhabitants



## RESOLVED CASES IN LABOR COURTS

	Collective disputes	Dismissals	Amounts	Social Security	Work accident, occupational disease, occupational risk prevention	Geographical mobility and substantial modifications of the conditions	Challenge procedures against administrative acts in Labor and S.S. matters	Fundamental rights and public freedoms	Electoral	Others
<b>Andalucía</b>	364	21.222	21.495	17.070	270	1.278	772	682	106	2.074
<b>Aragón</b>	59	3.287	3.177	1.936	88	316	185	61	5	476
<b>Asturias</b>	55	2.065	3.434	3.789	104	387	137	63	18	371
<b>Balears, Illes</b>	33	2.728	2.446	1.594	41	135	95	124	11	293
<b>Canarias</b>	158	9.051	10.153	4.857	36	755	269	161	35	1.471
<b>Cantabria</b>	109	1.057	1.751	1.448	28	133	56	24	21	338
<b>Castilla y León</b>	98	4.442	7.174	5.230	66	447	156	65	46	746
<b>Castilla - La Mancha</b>	95	3.823	4.536	3.693	209	310	206	163	13	302
<b>Cataluña</b>	298	25.046	15.990	13.966	503	1.182	1.016	308	27	1.894
<b>C. Valenciana</b>	194	15.725	12.161	8.285	328	586	318	224	41	1.440
<b>Extremadura</b>	23	1.592	1.922	1.563	102	100	84	38	12	278
<b>Galicia</b>	171	5.075	10.033	11.298	416	939	274	265	22	1.200
<b>Madrid, Com.</b>	317	29.187	24.441	9.231	133	1.842	491	399	46	2.940
<b>Murcia, Región</b>	32	4.058	2.981	3.450	0	189	101	31	4	317
<b>Navarra</b>	57	1.029	1.192	1.021	125	221	43	57	4	504
<b>País Vasco</b>	434	5.573	9.094	4.273	611	1.002	151	127	17	1.058
<b>Rioja, La</b>	31	409	878	447	35	102	43	5	6	59
<b>SPAIN</b>	<b>2.528</b>	<b>135.369</b>	<b>132.858</b>	<b>93.151</b>	<b>3.095</b>	<b>9.924</b>	<b>4.397</b>	<b>2.797</b>	<b>434</b>	<b>15.761</b>



JUDICIAL AUCTIONS<sup>39</sup>

	Judicial Auctions held	Nº Auction with bids	% Auction with bids
Andalucía	3.189	1.419	44,5%
Aragón	574	257	44,8%
Asturias, Principado de	355	215	60,6%
Balears, Illes	270	183	67,8%
Canarias	603	342	56,7%
Cantabria	261	185	70,9%
Castilla y León	861	415	48,2%
Castilla - La Mancha	817	396	48,5%
Cataluña	2.710	1.056	39,0%
Comunitat Valenciana	2377	1099	46,2%
Extremadura	320	143	44,7%
Galicia	692	404	58,4%
Madrid, Comunidad de	1524	1094	71,8%
Murcia, Región de	1.074	406	37,8%
Navarra, Com. Foral de	144	90	62,5%
País Vasco	365	239	65,5%
La Rioja	133	60	45,1%
Ceuta	41	37	90,2%
Melilla	7	7	100,0%
<b>SPAIN</b>	<b>16.317</b>	<b>8.047</b>	<b>49,3%</b>
<b>Evolution 2020/2021</b>	<b>27,9%</b>	<b>37,7%</b>	<b>7,6%</b>

<sup>39</sup> Source: State Official Gazette Agency. Auctions Web Portal.

## INCOMING NULLITY SUITS

(art. 241.1 de la L.O.P.J.)

	Civil	Criminal	Contentious	Labor	Military Chamber in S.C	Special Chambers in	Total
Andalucía	996	253	84	120	-	-	1.453
Aragón	237	38	10	3	-	-	288
Asturias, Principado	115	27	6	11	-	-	159
Balears, Illes	228	23	12	5	-	-	268
Canarias	251	85	39	51	-	-	426
Cantabria	51	16	7	8	-	-	82
Castilla y León	270	34	18	33	-	-	355
Castilla - La Mancha	255	48	32	29	-	-	364
Cataluña	805	157	57	88	-	-	1.107
Com. Valenciana	501	74	42	42	-	-	659
Extremadura	137	19	4	8	-	-	168
Galicia	422	52	21	39	-	-	534
Madrid, Comunidad	668	275	61	106	-	-	1.110
Murcia, Región de	331	12	4	14	-	-	361
Navarra, Com. Foral	21	2	7	8	-	-	38
País Vasco	61	41	10	11	-	-	123
Rioja, La	39	1	1	0	-	-	41
Central bodies	53	166	427	0	0	5	651
<b>TOTAL</b>	<b>5.441</b>	<b>1.323</b>	<b>842</b>	<b>576</b>	<b>0</b>	<b>5</b>	<b>8.187</b>

## LEGAL PROTECTION APPEALS LODGED BEFORE THE CONSTITUTIONAL COURT

	2017	2018	2019	2020	2021
Individual legal protection appeals <sup>40</sup>	6.286	6.918	7.554	6.515	8.294
Incoming Nullity suits (art. 241.1 L.O.P.J.).	7.552	7.537	8.699	7.785	8.187

<sup>40</sup> Source: Constitutional Court Report

## PRELIMINARY RULING SUBMITS TO THE COURT OF JUSTICE OF THE E.U. <sup>41</sup>

	2017	2018	2019	2020	2021
Agriculture	1		2		
Competition			3	1	8
Judicial Cooperation in civil matters			1	2	3
Police and Judicial Cooperation in criminal matters					1
Environment and consumers		13	1		
Energy	2		1		1
Area of freedom, security and justice		5	13	3	4
Taxation	1	5	4	2	1
Borders, asylum and immigration			9	1	
Freedom of residence			3	1	1
Free movement of capital	1		1	3	
Free movement of goods	1				
Free movement of people			5		2
Free movement of services		1	2		
Economic and monetary policy				1	1
Industrial policy		1	1		
Social policy	9	21	11	5	8
Principles of European law		1	1	1	
Intellectual and industrial property		2	1		1
Consumers protection	5	7	16	8	12
Aproximation of laws		6	3	1	1
Social Security for immigrants workers	2	3	1		
Transport		1	4	1	
Customs Union and the Common Customs Tariff	1				
Public Procurement			2	2	
Citizenship of the European Union		1	3		
<b>TOTAL</b>	<b>23</b>	<b>67</b>	<b>88</b>	<b>32</b>	<b>44</b>

<sup>41</sup> Source: Court of Justice of the European Union

## INTERNATIONAL REQUEST OF JUDICIAL COOPERATION. CIVIL BODIES <sup>42</sup>

### INCOMING CASES

Civil requests		2017	2018	2019	2020	2021
European Union	Services and sending documents Rgl. C.E. 1393/07	1.207	1.313	1.397	1.169	1.186
	Taking of evidence Rgl. E. C. 1206/01	143	146	119	88	160
	Rest	111	121	209	119	120
Other countries		295	474	229	239	238

## INTERNATIONAL REQUEST OF JUDICIAL COOPERATION. CRIMINAL BODIES <sup>43</sup>

### INCOMING CASES

Criminal requests		2017	2018	2019	2020	2021
European Union	Service of writs	1.353	1.261	1.188	1.221	1.463
	Urgent Proceedings	126	145	111	159	203
	Rest	695	897	741	582	868
Other countries		355	317	282	220	299

### EXTRADITIONS REQUESTS

	2016	2017	2018	2019	2020	2021
Incoming cases	717	688	603	536	481	582
Resolved	485	922	562	556	443	609
Pending	389	172	236	198	240	153

<sup>42</sup> Source: Judicial Statistics of the GCJ

<sup>43</sup> Source: Judicial Statistics of the GCJ

### INSTRUMENTS FOR MUTUAL RECOGNITION OF JUDICIAL DECISIONS THROUGHOUT THE EU <sup>44</sup>

	Instruments transmitted	Incoming cases
European Arrest and Surrender Warrant	453	1.171
Decision involving deprivation of liberty	92	290
Decision of supervises probation measures	8	0
Decision involving supervision measures of provisional release	4	2
European Protection Order	20	0
Decision involving the freezing of assets and evidence	47	42
Decision imposing financial penalties	86	393
European Evidence Warrant	1.518	496
Confiscation order	3	1

### SPECIAL INVESTIGATION INSTRUMENTS OF COOPERATION WITH FOREIGNERS AUTHORITIES

(Joint investigation teams, under covered agents, authorizing controlled deliveries)

	2017	2018	2019	2020	2021
Transmitted	46	49	57	28	39

### EXTRADITIONS SENDING TO OTHER COUNTRIES

	2017	2018	2019	2019	2021
Transmitted	185	187	186	129	123

### INTERNATIONAL REQUEST OF JUDICIAL CO-OPERATION TRANSMITTED BY OTHER COUNTRIES

2017	2018	2019	2020	2021
1.216	1.087	857	664	1.171

<sup>44</sup> Source: Judicial Statistics of the GCJ

## INTERNATIONAL COOPERATION REQUESTS TRANSMITTED THROUGH MINISTRY OF JUSTICE <sup>45</sup>

File processed	Active	Passive	Total	
<b>Letters rogatory</b>	<b>Civil</b>	1.100	1.049	2.149
	<b>Criminal</b>	1.871	1.200	3.071
	<b>Total</b>	<b>2.971</b>	<b>2.249</b>	<b>5.220</b>
Extraditions	123	235	358	
Convicted persons transfer	50	80	130	
Child maintenance claim abroad	180	120	300	
International child abduction	187	171	358	
Children and minors protection	52	141	193	
Free international legal assistance	38	41	79	
Foreign Law information	36	24	60	
<b>Total</b>	<b>3.637</b>	<b>3.061</b>	<b>6.698</b>	

<sup>45</sup> Source: Ministry of Justice

**JUSTICES OF PEACE DATA. 2021** <sup>46</sup>  
(Resolved Cases)

	Rogatory Letters in Criminal Matters	Other Criminal Matters	Oral trials	Conciliation Proceedings	Rogatory Letters in Civil Matters	Other civil matters
<b>Andalucía</b>	110.800	11.559	1.882	2.262	130.632	13.873
<b>Aragón</b>	12.079	784	258	218	19.207	3.675
<b>Asturias, Principado de</b>	13.088	65	18	171	7.268	375
<b>Balears, Illes</b>	7.294	300	656	258	23.036	1875
<b>Canarias</b>	12.679	608	194	516	28.046	1.714
<b>Cantabria</b>	16.241	2	105	279	17.458	235
<b>Castilla y León</b>	53.383	3.461	51	704	42.613	2.923
<b>Castilla - La Mancha</b>	33.927	1.660	155	998	35.671	1.544
<b>Cataluña</b>	126.945	1.337	1109	2.040	125.100	4.225
<b>C. Valenciana</b>	121.203	6.949	1.546	1.343	119.814	7.398
<b>Extremadura</b>	18.651	1.399	157	412	12.247	419
<b>Galicia</b>	28.475	2.390	104	1.345	25.141	6.579
<b>Madrid, Com.</b>	9.959	949	195	715	25.248	2.510
<b>Murcia, Región</b>	12.896	317	3	269	16.584	47
<b>Navarra, C. Foral de</b>	20.894	334	1	141	14.439	1.374
<b>País Vasco</b>	57.149	1.846	230	542	37.655	1.786
<b>Rioja, La</b>	7.207	13	0	128	6.313	13
<b>TOTAL</b>	<b>662.870</b>	<b>33.973</b>	<b>6.664</b>	<b>12.341</b>	<b>686.472</b>	<b>50.565</b>

<sup>46</sup> Source: Judicial Statistics of the GCJ

CONCILIATION PROCEEDINGS <sup>47</sup>

	Individual Conciliations concluded		Jointly Conciliations concluded					
	Conciliation and Arbitration Services of Regions	Out-of-court Body settling the labor disputes	Conciliation and Arbitration Services of Regions			Out-of-Court Body settling the labor disputes		
			Total	Firms	Workers	Total	Firms	Workers
<b>Andalucía</b>	39.248	1.946	-	-	-	815	33.073	346.093
<b>Aragón</b>	4.695	8.145	-	-	-	129	437	48.082
<b>Asturias, P.</b>	8.979	-	-	-	-	163	221	52.317
<b>Balears, Illes (1)</b>	11.731	-	71	72	-	-	-	-
<b>Canarias (2)</b>	-	-	-	-	-	-	-	-
<b>Cantabria (1)</b>	6.213	-	178	484	66.845	-	-	-
<b>Castilla y León</b>	18.059	-	-	-	-	252	6.279	71.179
<b>Castilla - La Mancha</b>	12.427	3173	-	-	-	290	1.343	87.500
<b>Cataluña</b>	80.681	206	127	134	30.806	687	1701	152.711
<b>C. Valenciana</b>	40.285	-	-	-	-	299	12.695	214.622
<b>Extremadura</b>	5.571	-	-	-	-	34	15.239	80.831
<b>Galicia</b>	19.516	-	127	1078	56.097	98	5185	57.289
<b>Madrid, Com.</b>	25.661	-	-	-	-	548	992	241.027
<b>Murcia, Región</b>	14.246	-	-	-	-	151	113.789	732.150
<b>Navarra (2)</b>	2.014	2.756	27	26	3.412	18	153	10166
<b>País Vasco</b>	22.606	-	-	-	-	599	4283	270.263
<b>Rioja, La</b>	1.449	1.721	8	8	365	23	32	1.556
<b>Ceuta y Melilla</b>	1096	-	18	8	3667	-	-	-
<b>Interautonómical</b>	-	-	24	68	230052	-	-	-
<b>SIMA (1)</b>	-	-	-	-	-	458	105.403	2.628.544
<b>TOTAL</b>	<b>314.447</b>	<b>17.947</b>	<b>580</b>	<b>1.878</b>	<b>391.244</b>	<b>4.564</b>	<b>300.825</b>	<b>4.994.330</b>

(1) The Individual and jointly Conciliations and Arbitration, concluded in out-of-court Bodies of Balearic Islands (TAMIB) and Cantabria (ORECLA) have also included.

(2) The administrative service of Tenerife and Las Palmas and Canarias (OERCL) has not sent data for the year 2021

<sup>47</sup> Source: Statistics of Arbitration and Conciliation. MITRAMISS. Year 2021.



LABOR ARBITRATION <sup>48</sup>

	Out-of-court settling disputes bodies		
	Total	Firms	Workers
Andalucía	-	-	-
Aragón	-	-	-
Asturias, Principado de	-	-	-
Balears, Illes	-	-	-
Canarias	-	-	-
Cantabria	-	-	-
Castilla y León	-	-	-
Castilla - La Mancha	-	-	-
Cataluña	3	3	128
Comunitat Valenciana	2	2	259
Extremadura	-	-	-
Galicia	3	3	394
Madrid, Comunidad de	-	-	-
Murcia, Región de	-	-	-
Navarra, Com. Foral de	-	-	-
País Vasco	2	2	54
Rioja, La	-	-	-
Ceuta & Melilla	-	-	-
Inter-Regions	-	-	-
<i>SIMA (Conciliat-Arbitration Service) (*)</i>	3	3	200
<b>TOTAL</b>	<b>13</b>	<b>13</b>	<b>1.035</b>

<sup>48</sup> Source: Statistics of Arbitration and Conciliation, MITRAMISS. Year 2021

## THE QUALITY OF THE COURT SYSTEM



## JUDGMENTS BY TYPE OF JUDGE <sup>49</sup>

One indicator of the quality of judgments is the percentage of them delivered by professional judges. The data provided in the fifth and sixth columns (temporary judges) of the following tables refer to non-professional judges. It is included when they work like substitute or supplementary judge.

### Courts of Civil Jurisdiction

	Judge appointed to the Court		Judge from another Court		Temporary Judges		Judges for a judicial area		Others
	Ordinary	Supplementary	Substitute	Supplementary	Substitute	Supplementary	Substitute	Supplementary	
<b>Courts of 1<sup>st</sup> Instance</b>	65,1	0,6	5,0	5,5	7,4	6,5	1,9	6,9	1,2
<b>Family Courts of First Instance</b>	78,9	0,0	1,3	1,5	10,3	2,1	3,9	1,9	0,1
<b>Courts of 1<sup>st</sup> Instance and Enquiry</b>	71,2	0,3	1,1	1,1	20,8	2,1	0,8	2,4	0,3
<b>Violence against women Courts</b>	79,4	0,0	1,2	0,1	16,2	1,3	0,5	0,8	0,4
<b>Commercial Courts</b>	52,5	8,2	11,1	9,8	3,2	2,2	0,8	10,5	1,7
<b>Provincial Courts</b>	74,0	2,2	2,2	16,6	1,9	0,1	0,5	1,6	1,0
<b>H.C.J.- Civil &amp; Criminal Chamber</b>	84,6	0,0	0,0	15,1	0,3	0,0	0,0	0,0	0,0
<b>Supreme Court 1<sup>st</sup> Chamber</b>	100,0	0,0	0,0	0,0	0,0	0,0	0,0	0,0	0,0

### Courts of First Instance, Courts of First Instance and Enquiry. Civil proceedings (family matters included)

	Judge appointed to the Court		Judge from another Court		Temporary Judges		Judges for a judicial area		Others
	Ordinary	Supplementary	Substitute	Supplementary	Substitute	Supplementary	Substitute	Supplementary	
<b>Andalucía</b>	73,6	0,0	0,7	0,0	22,9	1,1	1,3	0,1	0,4
<b>Aragón</b>	68,2	0,0	0,3	0,0	28,2	0,0	3,2	0,0	0,0
<b>Asturias, Ppado. de</b>	85,6	0,0	1,2	0,0	10,3	0,0	2,3	0,0	0,5
<b>Balears, Illes</b>	38,4	0,0	4,1	0,0	50,4	0,8	0,0	0,0	6,3
<b>Canarias</b>	62,7	0,0	1,2	0,8	30,8	2,4	1,3	0,0	0,8
<b>Cantabria</b>	79,4	0,0	0,3	0,0	19,7	0,1	0,5	0,0	0,0
<b>Castilla y León</b>	63,9	0,0	1,4	7,1	20,8	4,7	2,0	0,0	0,2
<b>Castilla - La Mancha</b>	66,3	3,6	0,2	2,5	18,7	0,1	0,0	8,5	0,0
<b>Cataluña</b>	69,4	0,0	0,7	0,0	27,2	0,6	0,1	1,6	0,3
<b>Com. Valenciana</b>	88,7	0,0	0,2	0,0	6,9	2,6	1,5	0,0	0,0
<b>Extremadura</b>	49,5	0,0	5,4	6,0	13,4	0,9	0,0	24,7	0,2
<b>Galicia</b>	71,5	0,0	1,2	0,2	27,1	0,0	0,0	0,0	0,0
<b>Madrid, Comunidad</b>	75,8	0,0	1,2	0,1	13,7	8,7	0,0	0,0	0,5
<b>Murcia, Región de</b>	66,5	0,0	0,4	0,1	29,2	1,0	0,0	2,8	0,1
<b>Navarra, C. Foral de</b>	83,6	0,0	0,0	0,0	15,3	1,1	0,0	0,0	0,0
<b>País Vasco</b>	59,6	0,0	0,6	0,0	35,7	4,1	0,0	0,0	0,1
<b>Rioja, La</b>	75,0	0,0	3,3	0,0	21,7	0,0	0,0	0,0	0,0
<b>TOTAL</b>	<b>71,2</b>	<b>0,3</b>	<b>1,1</b>	<b>1,1</b>	<b>20,8</b>	<b>2,1</b>	<b>0,8</b>	<b>2,4</b>	<b>0,3</b>

<sup>49</sup> Source: Judicial Statistics. General Council of the Judiciary

## Courts of Criminal Jurisdiction

	Judge appointed to the Court		Judge from another Court		Temporary Judges		Judges for a judicial area		Others
	Ordinary	Supplementary	Sustitute	Supplementary	Sustitute	Supplementary	Sustitute	Supplementary	
<b>Magistrates' Courts</b>	88,5	0,0	5,8	0,4	3,6	0,4	1,0	0,2	0,1
<b>Courts of First Instance and Enquiry</b>	74,0	0,0	1,1	0,3	21,8	1,6	0,8	0,3	0,2
<b>Violence against Women</b>	71,8	0,0	6,7	0,1	19,0	0,8	0,7	0,8	0,2
<b>Juvenile Courts</b>	92,7	0,0	5,6	0,0	1,0	0,0	0,6	0,0	0,0
<b>Criminal Courts</b>	82,0	0,0	2,4	1,1	8,9	1,6	1,8	2,0	0,3
<b>Provincial Courts</b>	91,9	0,0	1,8	1,6	2,6	0,1	0,4	0,6	0,9
<b>H.C.J. - Civil and Criminal Chamber</b>	88,7	0,0	2,0	5,3	1,0	0,0	0,0	0,0	3,0
<b>Central Criminal Court</b>	100,0	0,0	0,0	0,0	0,0	0,0	0,0	0,0	0,0
<b>National C. - Criminal Chamber</b>	74,3	0,0	0,9	13,3	0,0	0,0	0,0	0,0	11,5
<b>Supreme Court - 2<sup>nd</sup> Chamber</b>	100,0	0,0	0,0	0,0	0,0	0,0	0,0	0,0	0,0

## Criminal Courts

	Judge appointed to the Court		Judge from another Court		Temporary Judges		Judges for a judicial area		Others
	Ordinary	Supplementary	Sustitute	Supplementary	Sustitute	Supplementary	Sustitute	Supplementary	
<b>Andalucía</b>	90,0	0,0	1,4	0,0	4,2	0,0	2,3	1,3	0,9
<b>Aragón</b>	89,5	0,0	0,4	0,0	8,8	1,3	0,0	0,0	0,0
<b>Asturias, Principado</b>	97,2	0,0	1,1	0,0	1,7	0,0	0,0	0,0	0,0
<b>Balears, Illes</b>	77,8	0,0	1,0	0,0	21,2	0,0	0,0	0,0	0,0
<b>Canarias</b>	80,8	0,0	3,0	0,0	5,7	2,0	8,3	0,0	0,2
<b>Cantabria</b>	87,7	0,0	3,6	0,0	8,1	0,0	0,5	0,0	0,0
<b>Castilla y León</b>	90,6	0,0	1,1	1,1	4,9	0,0	1,1	0,0	1,2
<b>Castilla - La Mancha</b>	92,1	0,0	0,7	1,9	0,8	0,0	4,4	0,0	0,1
<b>Cataluña</b>	69,3	0,0	2,0	2,3	20,0	2,0	1,0	3,4	0,0
<b>Com. Valenciana</b>	87,0	0,0	2,1	0,0	2,3	5,0	3,2	0,3	0,0
<b>Extremadura</b>	71,5	0,0	0,5	0,0	8,5	6,5	7,1	6,0	0,0
<b>Galicia</b>	81,0	0,0	0,3	0,0	15,5	2,1	0,0	1,1	0,0
<b>Madrid, Comunidad</b>	72,1	0,0	8,4	3,6	9,1	0,3	0,3	6,2	0,0
<b>Murcia, Región de</b>	94,3	0,0	1,8	0,9	2,9	0,0	0,0	0,0	0,0
<b>Navarra, C. Foral de</b>	81,9	0,0	0,7	0,0	17,4	0,0	0,0	0,0	0,0
<b>País Vasco</b>	78,0	0,0	0,5	1,3	9,1	6,7	0,7	3,6	0,1
<b>Rioja, La</b>	99,6	0,0	0,4	0,0	0,0	0,0	0,0	0,0	0,0
<b>TOTAL</b>	<b>82,0</b>	<b>0,0</b>	<b>2,4</b>	<b>1,1</b>	<b>8,9</b>	<b>1,6</b>	<b>1,8</b>	<b>2,0</b>	<b>0,3</b>

## Courts of Administrative Jurisdiction

	Judge appointed to the Court		Judge from another Court		Temporary Judges		Judges for a judicial area		Others
	Ordinary	Supplementary	Sustitute	Supplementary	Sustitute	Supplementary	Sustitute	Supplementary	
Administrative Courts	83,7	0,0	4,2	0,8	6,1	1,3	2,6	0,4	1,1
H.C.J.- Contentious Administrative Chamber	86,1	2,4	2,5	5,4	1,8	0,3	0,0	0,0	1,6
Central Administrative Court	79,8	0,0	18,1	0,0	2,1	0,0	0,0	0,0	0,0
National C. - Contentious Administrative Chamber	94,3	0,0	1,4	2,9	1,4	0,0	0,0	0,0	0,0
Supreme Court - 3 <sup>rd</sup> Chamber	99,4	0,0	0,0	0,0	0,6	0,0	0,0	0,0	0,0

## Administrative Courts

	Judge appointed to the Court		Judge from another Court		Temporary Judges		Judges for a judicial area		Others
	Ordinary	Supplementary	Sustitute	Supplementary	Sustitute	Supplementary	Sustitute	Supplementary	
Andalucía	88,3	0,0	6,6	0,4	1,0	1,0	1,5	0,7	0,6
Aragón	93,6	0,0	0,1	0,0	6,3	0,0	0,0	0,0	0,0
Asturias, Principado	83,9	0,0	4,7	0,0	11,4	0,0	0,0	0,0	0,0
Balears, Illes	57,9	0,0	8,8	6,1	2,9	16,3	3,3	4,7	0,0
Canarias	79,4	0,0	1,3	0,0	2,8	3,3	13,3	0,0	0,0
Cantabria	100,0	0,0	0,0	0,0	0,0	0,0	0,0	0,0	0,0
Castilla y León	86,8	0,0	5,3	1,5	5,3	0,0	0,0	0,0	1,1
Castilla - La Mancha	80,5	0,0	0,1	1,1	1,4	0,0	8,3	0,0	8,7
Cataluña	61,7	0,0	7,4	0,0	25,3	1,9	3,3	0,0	0,4
Com. Valenciana	90,5	0,0	2,2	0,0	2,3	3,2	0,0	1,9	0,0
Extremadura	99,8	0,0	0,2	0,0	0,0	0,0	0,0	0,0	0,0
Galicia	86,7	0,0	1,4	0,0	11,7	0,0	0,0	0,0	0,3
Madrid, Comunidad	85,3	0,0	4,1	0,2	7,9	0,0	2,4	0,0	0,0
Murcia, Región de	89,5	0,0	9,3	0,0	1,3	0,0	0,0	0,0	0,0
Navarra, C. Foral de	99,0	0,0	0,5	0,0	0,5	0,0	0,0	0,0	0,0
País Vasco	76,0	0,0	1,7	7,4	1,3	0,0	4,6	0,0	8,8
Rioja, La	96,6	0,0	2,8	0,0	0,0	0,0	0,0	0,0	0,6
<b>TOTAL</b>	<b>83,7</b>	<b>0,0</b>	<b>4,2</b>	<b>0,8</b>	<b>6,1</b>	<b>1,3</b>	<b>2,6</b>	<b>0,4</b>	<b>1,1</b>

## Courts of Labor Jurisdiction

	Judge appointed to the Court		Judge from another Court		Temporary Judges		Judges for a judicial area		Others
	Ordinary	Supplementary	Sustitute	Supplementary	Sustitute	Supplementary	Sustitute	Supplementary	
<b>Labor Courts</b>	74,9	0,1	1,7	1,6	11,4	4,8	2,2	2,8	0,5
<b>H.C.J.- Labor Chamber</b>	90,6	1,1	2,8	2,1	2,0	0,3	0,0	0,4	0,8
<b>National C. - Labor Chamber</b>	77,7	0,0	5,7	4,5	4,2	0,0	0,0	0,0	8,0
<b>Supreme Court – 4<sup>th</sup> Chamber</b>	100,0	0,0	0,0	0,0	0,0	0,0	0,0	0,0	0,0

## Labor Courts

	Judge appointed to the Court		Judge from another Court		Temporary Judges		Judges for a judicial area		Others
	Ordinary	Supplementary	Sustitute	Supplementary	Sustitute	Supplementary	Sustitute	Supplementary	
<b>Andalucía</b>	75,4	0,0	0,9	1,9	9,8	5,6	2,8	3,0	0,6
<b>Aragón</b>	85,0	0,0	1,8	0,0	8,1	4,1	0,2	0,0	0,8
<b>Asturias, Principado</b>	78,0	0,0	0,0	0,0	21,9	0,0	0,0	0,0	0,0
<b>Balears, Illes</b>	55,3	0,0	0,0	0,0	18,6	26,1	0,0	0,0	0,0
<b>Canarias</b>	68,2	0,4	4,8	0,0	15,0	4,4	4,8	0,0	2,3
<b>Cantabria</b>	91,8	0,0	1,4	0,0	6,9	0,0	0,0	0,0	0,0
<b>Castilla y León</b>	78,5	0,0	1,6	1,8	14,6	0,5	0,9	2,0	0,0
<b>Castilla - La Mancha</b>	58,2	0,0	2,4	0,5	23,0	11,5	0,0	3,5	0,8
<b>Cataluña</b>	74,0	0,0	1,5	1,3	17,7	1,5	1,9	1,8	0,3
<b>Com. Valenciana</b>	64,1	0,4	0,3	0,2	5,1	20,6	6,7	2,0	0,8
<b>Extremadura</b>	80,3	0,0	0,2	0,0	7,4	0,0	0,0	12,1	0,0
<b>Galicia</b>	75,9	0,0	4,0	6,8	6,8	0,5	2,5	3,4	0,0
<b>Madrid, Comunidad</b>	77,1	0,0	1,2	1,7	11,0	1,0	0,9	7,0	0,2
<b>Murcia, Región de</b>	80,2	0,0	5,0	1,6	1,7	3,8	0,0	5,4	2,3
<b>Navarra, C. Foral de</b>	85,5	0,0	0,0	0,0	11,7	2,8	0,0	0,0	0,0
<b>País Vasco</b>	92,1	0,0	0,1	0,0	7,8	0,0	0,0	0,0	0,0
<b>Rioja, La</b>	99,9	0,0	0,1	0,0	0,0	0,0	0,0	0,0	0,0
<b>TOTAL</b>	<b>74,9</b>	<b>0,1</b>	<b>1,7</b>	<b>1,6</b>	<b>11,4</b>	<b>4,8</b>	<b>2,2</b>	<b>2,8</b>	<b>0,5</b>

COURTS OF APPEAL <sup>50</sup>

Another indicator of the Quality of Justice is the result of heard and returned appeals. The relationship between the appeals filed during the year and the total of judgements (or judgements and writs) can show the appeal rate.

## Courts of Civil Jurisdiction

	Appeals submitted higher Court/ Judgements	Appeals returned in the year			
		Upheld	Revoked fully	Revoked partially	Quashed
First Instance Court and First Instance and Enquiry Courts	16,6	61,5	16,1	22,1	0,2
Commercial Courts	7,5	59,5	22,7	17,5	0,4
Provincial Courts	10,5	87,6	7,8	4,4	0,3

## Cassation appeals in Provincial Courts for Civil Judgements

	Appeals submitted higher Court/ Judgements	Appeals returned in the year			
		Upheld	Revoked fully	Revoked partially	Quashed
Andalucía	7,6	87,6	10,5	1,5	0,3
Aragón	10,4	54,2	5,8	39,6	0,4
Asturias	11,6	91,6	2,8	5,6	0,0
Balears, Illes	11,0	93,1	2,1	4,1	0,7
Canarias	6,3	93,7	2,5	3,2	0,7
Cantabria	8,2	94,7	4,0	1,3	0,0
Castilla y León	8,6	83,3	11,5	5,2	0,0
Castilla - La Mancha	11,1	88,1	11,2	0,8	0,0
Cataluña	13,4	81,1	16,8	1,9	0,3
Com. Valenciana	10,4	87,8	9,1	3,1	0,0
Extremadura	17,0	79,8	4,9	15,2	0,0
Galicia	7,7	93,4	3,5	3,1	0,0
Madrid	11,8	94,7	4,3	0,8	0,3
Murcia (Región)	8,1	96,2	0,8	1,5	1,5
Navarra	31,9	78,4	21,6	0,0	0,0
País Vasco	8,6	91,7	4,4	3,6	0,4
Rioja (La)	7,9	91,7	0,0	8,3	0,0
<b>TOTAL</b>	<b>10,5</b>	<b>87,6</b>	<b>7,8</b>	<b>4,4</b>	<b>0,3</b>

<sup>50</sup> Source: Judicial Statistics. General Council of the Judiciary

## Courts of Criminal Jurisdiction

	Appeals submitted higher Court/ Judgements	Appeals returned in the year			
		Upheld	Revoked fully	Revoked partially	Quashed
Magistrates' Courts and First Instance and Enquiry Courts	5,9	77,2	14,2	6,3	2,2
Violence against women	3,7	82,4	10,6	5,8	1,2
Criminal Courts	17,8	79,4	8,84	10,42	1,34
Juvenile Courts	6,5	77,9	10,7	9,0	2,4
Provincial Courts	12,2	88,6	4,8	5,8	0,8
National High Court. - Criminal Chamber	36,3	74,2	6,5	12,9	6,5
Central Criminal Courts	9,1	0,00	0,00	50,00	50,00

## Appeals in the Criminal Courts

	Appeals submitted higher Court/ Judgements	Appeals returned in the year			
		Upheld	Revoked fully	Revoked partially	Quashed
Andalucía	14,3	79,2	8,5	11,1	1,2
Aragón	21,4	84,9	4,8	8,6	1,7
Asturias, Principado	20,4	76,6	13,6	8,4	1,3
Balears, Illes	9,1	81,7	9,9	7,7	0,6
Canarias	17,0	78,0	9,0	11,3	1,7
Cantabria	27,3	76,5	11,8	10,1	1,6
Castilla y León	17,4	74,9	11,8	11,6	1,8
Castilla - La Mancha	16,2	80,5	12,1	6,8	0,6
Cataluña	19,6	74,3	11,3	12,8	1,7
Com. Valenciana	19,2	82,7	7,3	9,4	0,6
Extremadura	11,2	81,7	9,2	7,1	2,1
Galicia	20,6	85,1	6,5	7,6	0,9
Madrid, Comunidad	23,7	83,0	6,4	9,2	1,4
Murcia, Región de	10,1	75,4	12,8	9,8	2,0
Navarra, C. Foral de	13,1	71,0	8,1	18,6	2,4
País Vasco	14,3	76,0	7,3	14,7	2,0
Rioja, La	8,5	81,7	12,2	3,7	2,4
<b>TOTAL</b>	<b>17,8</b>	<b>79,4</b>	<b>8,8</b>	<b>10,4</b>	<b>1,3</b>



## Cassation appeals in the Provincial Courts for Criminal Judgements

	Appeals submitted higher Court/ Judgements	Appeals returned in the year			
		Upheld	Revoked fully	Revoked partially	Quashed
Andalucía	5,0	89,7	2,5	6,4	1,4
Aragón	9,9	92,9	0,0	7,1	0,0
Asturias, Principado	7,8	94,6	0,0	5,4	0,0
Balears, Illes	6,5	60,0	13,3	20,0	6,7
Canarias	14,6	91,7	1,1	5,6	1,7
Cantabria	11,0	98,1	0,0	1,9	0,0
Castilla y León	8,1	90,7	6,6	1,3	1,3
Castilla - La Mancha	5,1	85,7	5,7	8,6	0,0
Cataluña	7,0	90,9	5,5	3,4	0,2
Com. Valenciana	7,8	87,9	6,4	4,7	1,0
Extremadura	8,5	85,4	0,0	14,6	0,0
Galicia	8,5	91,9	5,4	2,7	0,0
Madrid, Comunidad	24,5	95,9	2,7	1,3	0,1
Murcia, Región de	8,0	59,3	18,5	22,2	0,0
Navarra, C. Foral de	13,6	92,7	4,9	0,0	2,4
País Vasco	8,3	87,9	9,1	3,0	0,0
Rioja, La	8,0	90,9	0,0	9,1	0,0
<b>TOTAL</b>	<b>10,3</b>	<b>92,1</b>	<b>3,8</b>	<b>3,6</b>	<b>0,5</b>

## Courts of Administrative Jurisdiction

	Appeals submitted higher Court/ Judgements	Appeals returned in the year			
		Upheld	Revoked fully	Revoked partially	Quashed
Administrative Courts	25,7	74,0	20,5	5,2	0,3
Central Administrative Courts	17,9	73,6	23,5	2,6	0,3
National High Court - Contentious Administrative Chamber	26,1	95,4	3,0	1,3	0,3
H.C.J. - Administrative Chamber	13,2	90,1	8,5	1,0	0,4

## Appeals in the Administrative Courts

	Appeals submitted higher Court/ Judgements	Appeals returned in the year			
		Upheld	Revoked fully	Revoked partially	Quashed
Andalucía	29,7	81,7	14,7	3,4	0,3
Aragón	29,0	72,7	21,7	5,4	0,3
Asturias, Principado	14,6	79,1	15,5	4,7	0,7
Balears, Illes	33,4	66,3	22,7	10,7	0,3
Canarias	23,6	74,6	19,9	5,1	0,4
Cantabria	26,6	74,3	17,7	7,4	0,7
Castilla y León	20,9	61,2	27,9	10,7	0,2
Castilla - La Mancha	25,2	59,1	31,8	9,1	0,0
Cataluña	33,1	72,4	20,6	6,7	0,3
Com. Valenciana	23,8	72,7	20,3	6,6	0,5
Extremadura	18,4	76,6	16,3	7,1	0,0
Galicia	20,3	75,7	16,4	7,7	0,2
Madrid, Comunidad	23,9	67,3	28,5	3,8	0,4
Murcia, Región de	24,7	68,3	31,6	0,0	0,2
Navarra, C. Foral de	16,3	76,7	21,7	0,0	1,7
País Vasco	26,1	68,9	24,4	5,9	0,9
Rioja, La	30,0	75,6	20,6	3,8	0,0
<b>TOTAL</b>	<b>25,7</b>	<b>74,0</b>	<b>20,5</b>	<b>5,2</b>	<b>0,3</b>

## Courts of Labor Jurisdiction

	Appeals submitted higher Court/ Judgements	Appeals returned in the year			
		Upheld	Revoked fully	Revoked partially	Quashed
Labor Courts	30,4	77,6	14,5	6,4	1,6
National High Court - Labor Chamber <sup>(1)</sup>	75,1	81,6	9,2	7,4	1,8
H.C.J. Labor Chamber <sup>(1)</sup>	9,9	85,9	11,7	1,1	1,3

<sup>(1)</sup> Comparison between Appeals submitted and judgements and writs

## Appeals in the Labor Courts

	Appeals submitted higher Court/ Judgements	Appeals returned in the year			
		Upheld	Revoked fully	Revoked partially	Quashed
Andalucía	31,4	75,6	15,7	7,2	1,5
Aragón	19,3	85,0	10,1	4,3	0,6
Asturias	40,8	84,2	8,8	5,6	1,4
Balears, Illes	19,5	67,9	21,0	10,1	1,1
Canarias	24,1	71,3	16,3	8,5	3,9
Cantabria	31,7	83,9	11,8	3,6	0,8
Castilla y León	39,1	71,2	16,6	11,1	1,1
Castilla - La Mancha	34,1	75,9	16,3	6,0	1,8
Cataluña	34,6	83,5	11,8	3,8	0,9
Com. Valenciana	23,5	78,6	14,3	5,7	1,5
Extremadura	29,8	80,3	14,1	2,6	3,1
Galicia	38,4	79,9	12,8	6,1	1,3
Madrid	24,9	73,7	17,4	6,8	2,1
Murcia (Región)	25,4	86,3	11,0	1,6	1,1
Navarra	20,5	85,8	10,2	1,7	2,3
País Vasco	28,1	71,9	17,4	9,3	1,5
Rioja (La)	27,7	69,7	25,1	3,1	2,1
<b>TOTAL</b>	<b>30,4</b>	<b>77,6</b>	<b>14,5</b>	<b>6,4</b>	<b>1,6</b>

## ESTIMATED LENGTH OF PROCEEDINGS

The average length of proceedings is another very important indicator of the Quality of the Justice. As the Judicial Statistics does not offer direct data from lengths, we present a set of evaluation produced by a mathematical model, according to the data from General Council of the Judiciary. Judicial Statistics: Incoming cases, resolved cases and pending proceedings at the beginning of every period of time. It offers an estimation of the average length of the cases ended in each period. **Length is stated in months**<sup>51</sup>.

### Courts of Civil Jurisdiction

	2021	2020	2019	2018	2017
<b>First Instance Courts</b>	8,5	8,8	7,9	7,1	6,1
<b>Family Courts</b>	5,4	5,6	4,8	5,0	5,0
<b>First Instance and Enquiry Courts</b>	8,4	8,5	7,5	7,3	7,2
<b>Violence against women Courts</b>	8,6	8,5	7,2	6,6	6,5
<b>Commercial Courts</b> <sup>52</sup>	44,6	52,1	54,9	53,1	49,0
<b>Provincial Courts</b>	8,8	9,4	8,6	7,5	6,6
<b>H.C.J. - Civil and Criminal Chamber</b>	4,9	4,7	3,8	4,4	4,9
<b>Supreme Court - 1<sup>st</sup> Chamber</b>	24,6	22,4	20,0	18,9	16,3

### Cases of Civil First Instance in Courts of First Instance, Family Courts and Courts of First Instance and Enquiry

	2021	2020	2019	2018	2017
<b>Andalucía</b>	9,4	9,8	8,8	8,2	7,6
<b>Aragón</b>	4,8	5,9	5,9	5,7	4,5
<b>Asturias, Principado</b>	5,0	5,1	4,1	4,0	3,9
<b>Balears, Illes</b>	8,9	8,6	7,4	6,5	5,9
<b>Canarias</b>	7,2	7,5	7,1	7,3	6,6
<b>Cantabria</b>	6,6	6,7	6,1	5,3	4,6
<b>Castilla y León</b>	6,3	6,8	6,1	5,8	5,2
<b>Castilla - La Mancha</b>	10,3	10,3	9,2	8,7	8,2
<b>Cataluña</b>	9,4	9,6	8,0	7,3	6,4
<b>Com. Valenciana</b>	7,2	7,6	6,8	6,7	6,4
<b>Extremadura</b>	7,6	8,8	8,0	6,9	5,8
<b>Galicia</b>	7,3	7,6	7,3	7,0	5,7
<b>Madrid, Comunidad</b>	8,5	7,8	6,5	6,2	6,2
<b>Murcia, Región de</b>	11,3	11,3	10,1	10,0	10,0
<b>Navarra, C. Foral de</b>	4,5	5,3	4,5	4,3	4,0
<b>País Vasco</b>	6,3	6,7	5,8	5,3	4,9
<b>Rioja, La</b>	6,0	5,9	5,2	5,1	5,0
<b>SPAIN</b>	<b>8,2</b>	<b>8,4</b>	<b>7,4</b>	<b>7,0</b>	<b>6,4</b>

<sup>51</sup> Source: Judicial Statistics of the GCJ.

<sup>52</sup> Only contest of creditors have been considered

## Civil cases in Provincial Courts

	2021	2020	2019	2018	2017
Single instance <sup>53</sup>	3,3	3,4	2,9	2,9	2,7
Appeals	8,9	9,8	9,0	7,8	6,9

## Provincial Courts. Civil Appeals

	2021	2020	2019	2018	2017
Andalucía	11,7	12,2	11,1	9,8	8,5
Aragón	9,7	10,3	8,2	5,9	4,1
Asturias	4,0	6,5	6,7	4,1	3,0
Balears, Illes	5,4	6,1	4,3	3,3	3,5
Canarias	13,2	12,3	10,8	9,7	8,7
Cantabria	8,3	7,3	6,1	5,1	5,2
Castilla y León	4,5	5,4	4,7	3,8	3,3
Castilla - La Mancha	15,3	14,3	11,6	8,0	6,2
Cataluña	9,8	11,2	11,9	12,2	11,7
Com. Valenciana	7,1	7,0	6,4	5,7	5,0
Extremadura	7,6	9,8	8,4	4,9	2,2
Galicia	7,1	6,9	6,2	6,1	5,0
Madrid	7,4	8,9	8,8	7,5	6,3
Murcia (Región)	9,2	10,2	8,1	5,7	4,4
Navarra	13,6	15,5	13,0	10,6	9,2
País Vasco	7,0	8,5	7,6	5,1	3,9
Rioja (La)	10,6	14,5	12,1	10,6	8,8
SPAIN	8,9	9,8	9,0	7,8	6,9

<sup>53</sup> Last years protective measures and incidents were included.

## Courts of Criminal Jurisdiction

	2021	2020	2019	2018	2017
<b>Magistrates' Courts and of First Instance and Enquiry Courts</b>	3,0	3,0	2,4	2,3	2,3
<b>Violence against women Courts</b>	2,7	2,5	2,1	2,0	2,0
<b>Juvenile Courts</b>	7,2	7,7	6,7	6,6	6,2
<b>Prison Supervisory Courts</b>	2,2	2,4	2,0	2,1	1,9
<b>Criminal Courts</b>	10,7	10,4	9,2	9,4	9,6
<b>Provincial Courts</b>	2,3	2,4	2,1	2,0	2,0
<b>H.C.J. - Civil and Criminal Chamber</b>	2,2	3,0	2,9	2,8	2,1
<b>Central Enquiry Courts</b>	3,3	3,4	2,5	4,8	5,3
<b>Central Criminal Courts</b>	9,2	9,0	9,2	5,6	9,2
<b>National High Court - Criminal Chamber</b>	1,1	1,2	0,9	1,0	0,9
<b>Supreme Court - 2<sup>nd</sup> Chamber</b>	9,3	8,7	6,7	5,8	5,2

## Provincial Courts. Summaries

	2021	2020	2019	2018	2017
<b>Andalucía</b>	12,5	10,6	9,5	9,8	9,1
<b>Aragón</b>	11,4	13,3	11,5	9,3	8,6
<b>Asturias, Principado</b>	12,1	10,5	6,3	8,2	7,5
<b>Balears, Illes</b>	13,6	12,2	11,1	13,9	11,9
<b>Canarias</b>	11,3	11,6	9,3	8,1	8,7
<b>Cantabria</b>	12,7	12,0	11,0	10,9	10,7
<b>Castilla y León</b>	13,4	13,2	10,8	9,2	9,7
<b>Castilla - La Mancha</b>	15,7	14,5	11,2	9,4	9,9
<b>Cataluña</b>	19,8	16,5	15,0	14,2	13,7
<b>Com. Valenciana</b>	11,5	11,4	10,0	9,9	9,5
<b>Extremadura</b>	9,5	8,6	9,0	5,6	10,0
<b>Galicia</b>	13,2	13,0	14,2	12,5	11,0
<b>Madrid, Comunidad</b>	12,1	12,9	11,9	11,9	11,4
<b>Murcia, Región de</b>	23,1	22,0	19,2	21,0	21,3
<b>Navarra, C. Foral de</b>	15,4	16,4	13,6	10,0	7,6
<b>País Vasco</b>	10,2	9,9	9,7	9,7	10,9
<b>Rioja, La</b>	27,8	30,5	27,5	23,4	22,7
<b>SPAIN</b>	<b>14,3</b>	<b>13,0</b>	<b>11,6</b>	<b>11,4</b>	<b>10,9</b>

## Provincial Courts. Jury Cases

	2021	2020	2019	2018	2017
Andalucía	6,4	5,8	5,1	5,1	4,7
Aragón	6,6	6,7	4,8	4,2	6,8
Asturias	7,2	5,6	3,2	7,6	8,6
Balears, Illes	4,5	7,8	4,6	3,4	6,5
Canarias	5,0	6,6	6,3	5,5	8,4
Cantabria	14,3	10,0	8,1	12,0	9,0
Castilla y León	6,8	8,7	6,8	3,8	5,3
Castilla - La Mancha	10,9	10,7	7,2	5,8	4,0
Cataluña	7,8	8,1	6,1	4,5	7,2
Com. Valenciana	5,2	6,5	5,9	5,5	6,0
Extremadura	6,6	5,6	8,7	8,0	8,0
Galicia	6,2	6,5	7,2	6,7	5,5
Madrid	10,1	9,1	7,0	5,7	6,0
Murcia (Región)	8,6	8,3	7,6	7,5	4,7
Navarra	5,8	6,0	4,4	4,5	-
País Vasco	15,1	7,2	5,3	3,9	6,1
Rioja (La)	13,2	-	12,0	-	4,0
<b>SPAIN</b>	<b>7,2</b>	<b>7,3</b>	<b>6,1</b>	<b>5,4</b>	<b>6,1</b>

## Provincial Courts. Criminal Appeals

	2021	2020	2019	2018	2017
Andalucía	1,5	1,5	1,4	1,4	1,4
Aragón	0,7	0,7	0,7	0,7	0,6
Asturias, Principado	1,7	2,3	2,3	2,0	1,3
Balears, Illes	0,4	0,2	0,6	1,3	2,0
Canarias	2,2	2,6	2,2	1,9	2,0
Cantabria	3,2	3,1	3,1	3,9	4,1
Castilla y León	1,5	1,8	1,4	1,3	1,5
Castilla - La Mancha	3,4	3,8	3,4	3,0	2,8
Cataluña	2,0	1,7	1,5	1,5	1,5
Com. Valenciana	1,2	1,7	1,6	1,3	1,5
Extremadura	0,5	0,7	0,7	0,7	0,6
Galicia	1,1	1,5	1,3	1,8	1,9
Madrid, Comunidad de	1,2	1,3	1,3	1,3	1,4
Murcia, Región de	3,2	3,3	2,4	1,7	1,6
Navarra, C. Foral de	0,9	1,4	2,2	2,1	1,6
País Vasco	1,7	1,6	1,5	1,6	1,6
Rioja, La	1,7	4,8	5,5	5,8	5,9
<b>SPAIN</b>	<b>1,6</b>	<b>1,7</b>	<b>1,6</b>	<b>1,5</b>	<b>1,6</b>

### Courts of Administrative Jurisdiction

	2021	2020	2019	2018	2017
<b>Administrative Courts</b>	9,6	9,5	8,3	8,9	9,4
<b>H.C.J. - Contentious Administrative Chamber*</b>	17,7	17,5	16,5	16,7	17,1
<b>Central Administrative Court</b>	6,6	5,2	4,9	6,6	7,0
<b>National High Court - Contentious Administrative Chamber</b>	18,5	16,5	17,3	18,7	17,8
<b>Supreme Court - 3<sup>rd</sup> Chamber</b>	8,6	9,7	11,5	13,8	17,1

\* In single instance

### Administrative Courts

	2021	2020	2019	2018	2017
<b>Land Development</b>	14,0	14,0	12,6	12,1	12,8
<b>Compulsory expropriation</b>	16,5	15,4	13,7	13,9	15,5
<b>Administrative contracting</b>	13,0	13,5	12,3	12,2	12,5
<b>Public ownership and special properties</b>	12,3	15,2	13,9	12,8	11,8
<b>Taxes</b>	10,1	10,3	9,3	9,7	11,1
<b>Environment</b>	15,9	15,8	13,6	12,7	14,6
<b>Public functions</b>	10,8	10,7	10,0	10,2	10,3
<b>Labor administration</b>	10,3	11,2	10,4	10,1	10,0
<b>Immigration</b>	6,8	7,0	5,1	5,8	6,4
<b>Administrative penalties</b>	8,4	9,2	8,2	7,9	8,6
<b>Electoral</b>	2,9	5,6	0,3	31,6	20,0
<b>Authorization of entries into home</b>	2,6	2,9	2,2	2,2	2,2
<b>Patrimonial responsibility</b>	11,3	11,5	10,2	10,3	10,6
<b>Sport Doping in</b>	13,6	-	-	5,0	
<b>Rest</b>	10,8	10,9	10,5	9,9	9,4

### Cases in the Administrative Courts of the H.C.J.

	2021	2020	2019	2018	2017
<b>Land Development</b>	18,9	19,1	18,6	19,2	21,1
<b>Compulsory expropriation</b>	23,2	21,6	20,2	20,5	22,1
<b>Administrative contracting</b>	19,0	19,9	21,2	20,2	17,9
<b>Taxes</b>	18,0	18,0	16,1	16,8	17,6
<b>Public functions</b>	17,7	16,8	15,8	15,1	14,7
<b>Immigration</b>	7,4	8,6	6,8	7,0	7,9
<b>Local administration and Social Security</b>	21,4	19,9	19,6	18,6	17,8
<b>Administrative penalties</b>	24,6	22,5	22,9	23,1	21,2
<b>Public ownership and special properties</b>	20,7	20,5	19,7	18,0	17,4
<b>Patrimonial responsibility</b>	18,6	17,9	17,7	15,3	16,8
<b>Other matters</b>	14,4	15,2	15,6	15,7	15,9
<b>Remedies of Appeals</b>	14,2	11,8	10,1	11,0	11,0
<b>Appeals against refusal of leave to appeal</b>	3,3	3,9	2,2	2,9	2,4



## Courts of Labor Jurisdiction

	2021	2020	2019	2018	2017
<b>Labor Courts</b>	11,2	10,7	9,1	9,2	9,4
<b>H.C.J. - Labor Chamber</b>	5,0	6,1	5,7	5,1	4,6
<b>National High Court - Labor Chamber</b>	5,3	4,1	2,8	3,0	2,7
<b>Supreme Court - 4th Chamber</b>	18,5	16,8	14,8	13,8	14,1

## Labor Courts

	2021	2020	2019	2018	2017
<b>Collective disputes</b>	7,1	7,2	7,4	7,9	8,5
<b>Dismissals</b>	7,3	7,0	6,2	6,2	6,1
<b>Amounts</b>	14,5	13,1	10,8	10,5	11,0
<b>Social Security</b>	12,4	12,3	10,6	10,8	11,2
<b>Work accident, Occupational disease, occupational risk prevention</b>	19,3	18,2	16,3	15,2	14,7
<b>Geographical mobility and substantial modifications of the conditions</b>	6,8	6,5	5,6	5,0	3,6
<b>Challenge procedures against administrative acts in Labor and Social Security matters</b>	15,3	13,9	12,1	11,9	12,5
<b>Fundamental rights and public freedoms</b>	8,3	8,9	7,9	8,3	7,7
<b>Electoral</b>	9,7	7,7	5,1	6,0	4,0
<b>Other matters</b>	12,7	11,3	10,2	11,2	11,0

## Cases in the Labor Chambers of the High Courts of Justice

	2021	2020	2019	2018	2017
<b>Andalucía</b>	16,7	15,4	13,6	12,9	12,9
<b>Aragón</b>	9,9	10,5	9,3	8,8	8,5
<b>Asturias, Principado de</b>	7,0	7,0	6,0	5,8	6,2
<b>Balears, Illes</b>	12,9	12,6	11,7	13,1	15,5
<b>Canarias</b>	9,5	8,8	6,8	6,6	7,2
<b>Cantabria</b>	9,6	8,8	6,6	6,1	5,9
<b>Castilla y León</b>	9,9	9,0	7,2	6,8	6,0
<b>Castilla - La Mancha</b>	10,4	10,6	9,1	10,1	10,1
<b>Cataluña</b>	11,5	10,9	9,5	9,7	9,9
<b>Com. Valenciana</b>	10,7	10,8	9,6	9,7	10,8
<b>Extremadura</b>	9,8	9,2	7,3	6,8	6,3
<b>Galicia</b>	11,8	12,0	11,0	11,0	11,0
<b>Madrid, Comunidad de</b>	8,5	7,9	6,5	7,1	7,5
<b>Murcia, Región de</b>	12,7	11,6	9,8	10,0	11,2
<b>Navarra, C. Foral de</b>	8,0	8,1	6,7	6,5	6,1
<b>País Vasco</b>	8,5	8,0	6,5	6,3	6,0
<b>Rioja, La</b>	9,1	8,7	7,0	6,5	7,5
<b>SPAIN</b>	11,2	10,7	9,1	9,2	9,4

## AVERAGE TIME OF PROCEEDINGS PENDING AT THE END OF THE YEAR

Other way to measure the length of proceedings is to considerate the time that the cases, which have not yet been decided at the end of the year, have been in Court. The "average time" has been calculated by a mathematical model according to the data from General Council of the Judiciary. Judicial Statistics. **The lengths are stated in months.**<sup>54</sup>

### Courts of Civil Jurisdiction

	2021	2020	2019	2018	2017
<b>Courts of First Instance</b>	4,1	4,7	4,0	3,9	3,4
<b>Family First Instance Courts</b>	2,4	3,0	2,4	2,4	2,5
<b>Courts of First Instance and Enquiry</b>	4,0	4,6	3,8	3,8	3,7
<b>Comercial Courts</b>	18,8	23,6	25,7	28,7	28,6
<b>Violence against women Courts</b>	4,0	4,6	3,7	3,4	3,3
<b>Provincial Courts</b>	4,2	4,7	4,5	4,1	3,5
<b>H.C.J. - Civil and Criminal Chamber</b>	1,9	3,0	1,7	2,1	2,3
<b>Supreme Court - 1<sup>st</sup> Chamber</b>	11,4	12,0	10,1	9,5	9,1

### Civil cases in Courts of First Instance, Courts of First Instance and Enquiry and Family Courts

	2021	2020	2019	2018	2017
<b>Andalucía</b>	4,4	5,3	4,5	4,3	4,0
<b>Aragón</b>	2,5	2,9	2,8	3,1	2,6
<b>Asturias, Principado</b>	2,2	2,8	2,1	2,1	2,1
<b>Balears, Illes</b>	4,2	4,7	3,8	3,6	3,1
<b>Canarias</b>	3,4	4,0	3,4	3,7	3,6
<b>Cantabria</b>	3,2	3,7	3,1	3,1	2,6
<b>Castilla y León</b>	3,0	3,5	3,0	3,1	2,8
<b>Castilla - La Mancha</b>	4,8	5,5	4,6	4,6	4,2
<b>Cataluña</b>	4,4	5,3	4,2	3,9	3,5
<b>Com. Valenciana</b>	3,4	4,0	3,5	3,5	3,4
<b>Extremadura</b>	3,2	4,5	4,1	3,8	3,2
<b>Galicia</b>	3,3	4,0	3,5	3,9	3,0
<b>Madrid, Comunidad de</b>	4,3	4,5	3,4	3,3	3,2
<b>Murcia, Región de</b>	5,3	6,0	5,2	5,0	5,0
<b>Navarra, C. Foral de</b>	2,0	2,8	2,4	2,2	2,2
<b>País Vasco</b>	2,9	3,6	3,0	2,9	2,5
<b>Rioja, La</b>	2,9	3,2	2,6	2,6	2,6
<b>SPAIN</b>	3,9	4,5	3,8	3,7	3,4

<sup>54</sup> Source: Judicial Statistics of the GCJ.

## Civil cases of the Provincial Courts

	2021	2020	2019	2018	2017
Single instance	1,6	2,0	1,5	1,5	1,4
Appeals	4,5	5,0	4,9	4,4	3,7
Family Appeals	3,4	3,9	3,7	3,7	3,6
Comercial Appeals	5,2	6,5	8,4	5,0	4,4

Provincial Courts. Civil Appeals (*Family and Commercial appeals are included*)

	2021	2020	2019	2018	2017
Andalucía	5,5	6,5	5,8	5,3	4,5
Aragón	4,2	5,7	4,5	3,7	2,3
Asturias, Principado	2,3	2,2	3,7	3,0	1,6
Balears, Illes	3,1	3,0	2,7	1,9	1,7
Canarias	6,3	6,8	5,7	5,1	4,7
Cantabria	4,6	3,9	3,3	2,8	2,5
Castilla y León	2,5	2,4	2,7	2,2	1,8
Castilla - La Mancha	7,1	8,1	6,7	4,9	3,5
Cataluña	4,6	5,5	5,7	6,2	6,0
Com. Valenciana	3,8	3,6	3,4	3,1	2,7
Extremadura	3,7	4,7	4,9	3,5	1,7
Galicia	3,8	3,6	3,2	3,3	2,6
Madrid, Comunidad de	4,0	4,2	4,6	4,2	3,5
Murcia, Región de	4,7	5,2	4,8	3,4	2,5
Navarra, C. Foral de	5,5	8,2	7,3	5,7	5,0
País Vasco	3,4	4,0	4,1	3,5	2,2
Rioja, La	3,6	8,3	6,9	5,4	5,6
SPAIN	4,4	4,9	4,7	4,3	3,7

## Courts of Criminal Jurisdiction

	2021	2020	2019	2018	2017
<b>Magistrates' Courts and of First Instance and Enquiry Courts</b>	1,4	1,6	1,2	1,2	1,1
<b>Violence against women Courts</b>	1,3	1,5	1,1	1,0	1,0
<b>Juvenile Courts</b>	3,4	4,0	3,5	3,4	3,2
<b>Prison Supervisory Courts</b>	1,0	1,2	0,9	1,0	1,0
<b>Criminal Courts</b>	5,0	6,0	4,5	4,7	4,7
<b>Provincial Courts</b>	1,2	1,2	1,1	1,0	1,0
<b>H.C.J. - Civil and Criminal Chamber</b>	1,1	1,3	1,6	1,5	1,4
<b>Central Enquiry Courts</b>	1,6	1,7	0,6	3,3	2,4
<b>Central Criminal Courts</b>	5,5	4,6	4,5	4,1	1,2
<b>National High Court - Criminal Chamber</b>	0,5	0,7	0,5	0,5	0,5
<b>Supreme Court - 2<sup>nd</sup> Chamber</b>	4,5	5,1	3,7	3,3	2,8

## Provincial Courts. Summaries

	2021	2020	2019	2018	2017
<b>Andalucía</b>	5,5	6,5	4,3	4,7	4,5
<b>Aragón</b>	4,1	7,5	6,0	5,5	3,9
<b>Asturias, Principado</b>	5,0	7,5	3,6	3,9	3,8
<b>Balears, Illes</b>	7,4	5,7	6,5	8,4	5,9
<b>Canarias</b>	5,1	6,6	5,0	4,5	4,3
<b>Cantabria</b>	6,0	6,7	5,4	5,6	5,2
<b>Castilla y León</b>	6,3	6,7	6,4	4,5	5,1
<b>Castilla - La Mancha</b>	6,5	8,6	6,4	5,1	4,8
<b>Cataluña</b>	9,9	9,4	7,5	7,3	6,9
<b>Com. Valenciana</b>	5,1	6,1	5,2	4,9	5,0
<b>Extremadura</b>	5,0	4,5	4,6	4,4	4,5
<b>Galicia</b>	6,6	6,7	6,4	7,6	5,4
<b>Madrid, Comunidad de</b>	5,6	6,6	5,8	6,1	6,1
<b>Murcia, Región de</b>	10,4	11,0	10,0	9,1	10,9
<b>Navarra, C. Foral de</b>	6,9	8,2	8,2	6,4	4,0
<b>País Vasco</b>	4,7	5,4	5,0	4,5	5,6
<b>Rioja, La</b>	12,5	14,7	14,8	10,7	11,5
<b>SPAIN</b>	<b>6,5</b>	<b>7,3</b>	<b>5,8</b>	<b>5,6</b>	<b>5,5</b>

## Provincial Courts. Jury Cases

	2021	2020	2019	2018	2017
Andalucía	3,2	3,3	2,7	2,4	2,7
Aragón	2,6	3,8	3,6	1,2	2,3
Asturias, Principado	3,3	3,7	2,0	2,0	6,0
Balears, Illes	1,5	4,5	2,5	2,2	1,2
Canarias	2,2	2,9	3,5	2,8	3,1
Cantabria	8,5	6,8	3,0	6,0	6,0
Castilla y León	1,8	4,4	4,4	2,3	1,8
Castilla - La Mancha	4,7	8,7	4,0	3,4	2,6
Cataluña	3,8	4,4	3,6	2,6	2,7
Com. Valenciana	1,8	3,4	3,2	3,1	2,5
Extremadura	3,6	2,6	3,6	4,2	4,8
Galicia	2,6	3,8	2,6	3,7	3,0
Madrid, Comunidad de	5,3	4,8	4,0	3,1	2,7
Murcia, Región de	3,5	4,3	4,1	4,5	2,7
Navarra, C. Foral de	-	3,6	2,4	2,6	6,0
País Vasco	5,2	8,2	3,0	1,5	1,5
Rioja, La	4,8	10,0	6,0	6,0	-
<b>SPAIN</b>	<b>3,3</b>	<b>4,0</b>	<b>3,3</b>	<b>2,9</b>	<b>2,7</b>

## Provincial Courts. Criminal Appeals

	2021	2020	2019	2018	2017
Andalucía	0,8	0,7	0,7	0,7	0,7
Aragón	0,4	0,3	0,4	0,3	0,3
Asturias, Principado	1,1	0,7	1,2	1,1	0,9
Balears, Illes	0,3	0,1	0,1	0,5	0,8
Canarias	1,3	1,1	1,2	1,0	0,9
Cantabria	2,0	1,5	1,4	1,7	2,1
Castilla y León	0,9	0,7	0,8	0,7	0,6
Castilla - La Mancha	1,7	1,7	1,9	1,5	1,5
Cataluña	1,2	1,1	0,7	0,8	0,7
Com. Valenciana	0,7	0,6	0,8	0,8	0,6
Extremadura	0,3	0,3	0,2	0,2	0,3
Galicia	0,6	0,6	0,7	0,8	0,8
Madrid, Comunidad de	0,7	0,6	0,6	0,7	0,7
Murcia, Región de	1,7	1,6	1,5	0,9	0,7
Navarra, C. Foral de	0,4	0,6	1,1	1,2	0,8
País Vasco	1,0	0,8	0,7	0,8	0,8
Rioja, La	0,4	1,5	2,8	2,7	3,1
<b>SPAIN</b>	<b>0,9</b>	<b>0,8</b>	<b>0,8</b>	<b>0,8</b>	<b>0,7</b>

### Courts of Administrative Jurisdiction

	2021	2020	2019	2018	2017
<b>Administrative Courts</b>	4,5	5,3	4,1	4,4	4,6
<b>H.C.J. - Contentious Administrative Chamber*</b>	8,0	9,5	8,3	8,1	8,4
<b>Central Administrative Court</b>	3,3	3,7	2,3	3,1	3,5
<b>National High Court - Contentious Administrative Chamber</b>	8,2	9,4	7,4	8,9	9,1
<b>Supreme Court - 3<sup>rd</sup> Chamber</b>	4,1	5,0	5,0	8,8	8,0

\* In single instance

### Cases in the Administrative Courts

	2021	2020	2019	2018	2017
<b>Land Development</b>	6,4	7,7	6,6	6,2	6,3
<b>Compulsory expropriation</b>	7,4	8,8	7,0	6,8	6,9
<b>Administrative contracting</b>	5,8	7,3	6,3	6,0	6,2
<b>Public ownership</b>	5,0	8,6	7,0	6,7	6,4
<b>Taxes</b>	4,7	5,6	4,7	4,6	5,5
<b>Environment</b>	7,4	7,9	7,7	6,0	6,2
<b>Public functions</b>	5,2	5,7	5,0	5,1	5,0
<b>Labor administration</b>	4,6	6,2	5,1	5,2	5,2
<b>Immigration</b>	3,1	3,8	2,5	3,2	3,2
<b>Administrative penalties</b>	4,1	5,0	4,1	3,9	4,2
<b>Electoral</b>	1,5	3,0	0,2	27,8	19,6
<b>Authorization of entries into home</b>	1,2	1,4	1,1	1,0	1,1
<b>Patrimonial responsibility</b>	5,3	6,3	5,3	5,0	5,3
<b>Sport Doping in</b>	12,5	5,5	8,1	3,5	12,4
<b>Rest</b>	5,0	5,8	5,1	5,3	4,8

### Cases in the Administrative Courts of the H.C.J.

	2021	2020	2019	2018	2017
<b>Land Development</b>	10,2	10,6	9,9	9,4	9,7
<b>Compulsory expropriation</b>	9,8	12,3	10,7	9,9	11,0
<b>Administrative contracting</b>	8,6	9,9	10,2	11,2	9,7
<b>Taxes</b>	7,8	10,1	8,2	7,7	8,6
<b>Public functions</b>	8,6	8,7	8,0	7,4	7,5
<b>Immigration</b>	8,6	11,3	9,3	9,6	9,0
<b>Local administration and Social Security</b>	3,7	4,6	3,4	3,4	3,9
<b>Administrative penalties</b>	14,0	12,4	10,7	11,2	11,9
<b>Public ownership</b>	10,1	11,3	10,5	9,0	8,5
<b>Patrimonial responsibility</b>	8,6	9,7	8,5	9,4	7,3
<b>Other matters</b>	6,7	7,9	7,5	7,9	7,8
<b>Remedies of Appeal</b>	7,2	7,0	5,0	5,5	5,5
<b>Remedies of Complaint</b>	1,5	2,1	1,3	1,1	1,2

## Courts of Labor Jurisdiction

	2021	2020	2019	2018	2017
Labor Courts	5,2	6,0	4,7	4,6	4,6
H.C.J.- Labor Chamber	2,8	2,7	3,0	2,7	2,4
National High Court - Labor Chamber	1,0	3,3	1,4	1,2	1,6
Supreme Court - 4 <sup>th</sup> Chamber	9,2	9,3	7,9	7,0	6,8

## Cases in the Labor Courts

	2021	2020	2019	2018	2017
Collective disputes	3,4	3,7	3,6	3,7	4,0
Dismissals	3,2	3,9	3,2	3,1	3,1
Amounts	6,9	7,7	5,6	5,3	5,2
Social Security	5,5	7,1	5,3	5,3	5,4
Work accident, Occupational disease, occupational risk prevention	8,5	10,1	8,2	8,0	7,1
Geographic mobility and substantial changes in working conditions	3,3	3,6	2,9	2,7	2,5
Challenge procedures against administrative acts in Labor and Social Security matters	7,1	7,8	6,1	5,9	5,9
Fundamental rights and public freedoms	4,0	4,4	4,2	4,0	3,8
Electoral issues	4,3	4,8	2,6	3,4	2,6
Other matters	6,2	6,5	4,7	5,3	6,4

## Cases in the Labor Chambers of the High Courts of Justice

	2021	2020	2019	2018	2017
Andalucía	7,9	8,6	6,9	6,6	6,3
Aragón	4,3	5,7	4,8	4,6	4,2
Asturias	3,5	3,9	2,9	3,0	2,8
Balears, Illes	6,1	6,7	5,9	6,4	6,8
Canarias	4,3	5,2	3,6	3,4	3,5
Cantabria	4,9	5,0	3,5	3,2	2,9
Castilla y León	4,7	5,3	3,7	3,6	3,2
Castilla - La Mancha	4,9	5,2	4,7	4,6	5,0
Cataluña	5,4	6,2	4,8	4,9	4,9
Com. Valenciana	4,9	5,9	4,9	4,7	5,1
Extremadura	4,7	5,2	4,0	3,4	3,5
Galicia	5,3	6,6	5,4	5,7	5,2
Madrid	3,8	4,6	3,3	3,3	3,6
Murcia (Región)	6,2	6,5	5,0	4,9	5,1
Navarra	3,8	4,6	3,4	3,3	3,2
País Vasco	4,1	4,7	3,4	3,2	3,1
Rioja (La)	4,4	4,9	3,7	3,2	3,7
SPAIN	5,2	6,0	4,7	4,6	4,6

## OFFICIAL COMPLAINTS<sup>55</sup>



<sup>55</sup> Source: Data 2019 of the Citizens Service Unit of the GCJ



**Claims, complaints, suggestions and written requests for information,  
according to the body whose action is sought**

	2020	2021	Growth
<b>Citizens Service Unit of the GCJ</b>	13.810	16.128	16,8%
<b>Other Central Bodies</b>	2.529	2.752	8,8%
<b>TOTAL</b>	<b>16.339</b>	<b>18.800</b>	<b>15,6%</b>

**Reasons for the claims, complaints, suggestions and requests for  
information**

Key issues	Number	Percentage
<b>Relating to the operation of tribunals and courts</b>	10.368	64,9%
<b>Unclassifiable or uninvolved matter</b>	2.676	16,8%
<b>Dissent with a ruling</b>	1.864	11,7%
<b>Requests for information</b>	924	5,8%
<b>Suggestions</b>	84	0,5%
<b>Expressions of gratitude</b>	50	0,3%
<b>TOTAL</b>	<b>15.966</b>	<b>100%</b>

**Breakdown of reasons claims or complaints relating to the Operation of  
Tribunals and Courts**

<b><i>Modern and open Justice</i></b>	
Transparency	524
General understandability	2
Attentiveness in justice	2.776
Answerability to the public	75
Speed and use of modern technologies in justice	5.384
<b>Total for "Modern and open Justice"</b>	<b>8.761</b>

<b><i>Justice protecting the weakest members of society</i></b>	
Protection of Crime victims	35
Protection of Children	6
Protection of disabled People	20
Immigrants and Justice	8
<b>Total for "Justice that protects the weakest members of society"</b>	<b>69</b>

<b><i>A trusting relationship with lawyers and solicitors of the courts</i></b>	
Ethically sound conduct	94
Adequately informed citizens	9
Public-Funding and quality of Justice	22
<b>Total for a "trusting relationship"</b>	<b>125</b>

<b><i>Other reasons not provided for in the Charter of Citizens' Rights</i></b>	
Professionals Practise	325
Manner in which the professionals perform their duties	950
Personal data protection	57
COVID	81
<b>Total for "other reasons not provided for in the Charter"</b>	<b>1.413</b>

<b>Total for reasons relating to the operation of Tribunals and Courts</b>	<b>10.638</b>
--	---------------

The first three classes relate to the Charter of Citizens' Rights before Justice.

In the class **A transparent Justice**, we can outline:

- Adequate phone support (190)
- The right to know the status and content of the processes in which interest is accredited (217).

The following matters prompted the largest number of complaints in relation to **Attentiveness in justice**:

- The right to be treated respectfully (965).
- Insufficient schedule (339). Of the total of 339, 323 refer to Public Registry
- The least burdensome appearance (497).
- Inadequate instrumental means (376).
- Waiting times (213)

In the class with the most instances, **Speed and use of modern technologies in justice**, the following matters prompted the largest number of complaints:

- The right to a speedy processing concerning them and to be informed of the reasons for any delays (5.111).

#### Claims and complaints by judicial body concerned

Judicial bodies	Number	Percentage
<b>Court of First Instance and Enquiry</b>	3.527	33,98%
<b>Court of First Instance</b>	2.707	26,08%
<b>Magistrates' Courts</b>	891	8,58%
<b>Exclusive Public Registry</b>	509	4,90%
<b>Criminal Court</b>	509	4,90%
<b>Supreme Court</b>	417	4,02%
<b>Labour Court</b>	278	2,68%
<b>Provincial Court</b>	262	2,52%
<b>Central Registry Office of Births, Marriages and Deaths</b>	192	1,85%
<b>Common offices</b>	172	1,66%
<b>Court of Violence Against Women</b>	151	1,45%
<b>Commercial Court</b>	141	1,36%
<b>Exclusive Senior Court</b>	135	1,30%
<b>Justices of the Peace</b>	117	1,13%
<b>High Court of Justice</b>	113	1,09%
<b>Administrative Court</b>	111	1,07%
<b>Prison Supervisory Court</b>	91	0,88%
<b>National High Court</b>	23	0,22%
<b>Juvenile Court</b>	17	0,16%
<b>Central Enquiry Court</b>	10	0,10%
<b>Central Administrative Court</b>	3	0,03%
<b>Central Criminal Court</b>	2	0,02%
<b>Central Juvenile Court</b>	1	0,01%
<b>Regional Robe Military Court</b>	1	0,01%
<b>TOTAL</b>	<b>10.380</b>	<b>100%</b>

### Breakdown of other bodies that have been the subject of claims and complaints

Judicial bodies	Number	Percentage
Administration with judicial powers	474	39,5%
Government bodies of the Judiciary	246	20,5%
Bar Associations	128	10,7%
General Council of the Judiciary	80	6,7%
Public Prosecutors' Offices	71	5,9%
Other administrations	65	5,4%
Prisons	36	3,0%
State Security Forces	25	2,1%
Forensic Clinics and Forensic Medicine Institutes	21	1,8%
Common Offices	14	1,2%
Legal Counselling Offices	11	0,9%
Professional Solicitors' Associations	9	0,8%
Free Legal Aid Committees	6	0,5%
Constitutional Court	5	0,4%
Coordinator and government Court Clerks	3	0,3%
Ombudsman Office	3	0,3%
Electoral Commission	2	0,2%
<b>TOTAL</b>	<b>957</b>	<b>100%</b>
Not specified (*)	2.292	71,6%
General (**)	726	22,7%
General bodies of the Judiciary (***)	183	5,7%
<b>TOTAL</b>	<b>2.534</b>	<b>100%</b>

(\*) For any specific jurisdictional area or the claimant does not concrete it.

(\*\*) Requests for information, suggestions or expressions of gratitude and unclassifiable matters are included

(\*\*\*) Requests referred to a set of judicial bodies

## Territorial distribution of the courts/judicial bodies

Autonomous Region	Number
Andalucía (*)	2.220
Madrid	1.865
Cataluña	1.538
Comunidad Valenciana	1.196
Estado	1.163
Canarias	687
Galicia	402
Castilla La Mancha	384
Islas Baleares	317
Castilla y León	289
País Vasco (**)	288
Región de Murcia	280
Extremadura	198
Aragón	176
Principado de Asturias	117
Cantabria	55
Navarra	47
La Rioja	26
Sin especificar (***)	3.532
<b>TOTAL</b>	<b>14.780</b>

(\*) The courts/judicial bodies of Ceuta y Melilla are included in Autonomous region of Andalucía

(\*) In the Basque Country there are not boxes for complains in judicial sites. This fact could affect the results.

(\*\*) There are related claims and complaints addressed to several Autonomous Region or others that is not possible to establish which of them is related.

## Claims and complaints by type of claimant Gender perspective

Type of person	Number	Percentage
Male	8.718	57,9%
Female	6.166	41,0%
Unspecified	138	0,9%
Judicial body	34	0,2%
<b>TOTAL</b>	<b>15.056</b>	<b>100%</b>

## Legal status of claimant

Type of petitioner	Number	Percentage
Private individuals	11.080	73,6%
Legal professionals	3.335	22,2%
Penitentiary centre convicts	468	3,1%
Commercial bodies	75	0,5%
Anonymous	34	0,2%
Groups/Associations	27	0,2%
Judicial Bodies and judicial members	20	0,1%
Bar Associations	13	0,1%
Public body	3	0,0%
<b>TOTAL</b>	<b>15.056</b>	<b>100%</b>

## Number of claims that had entertained and what type of Measures had taken for improvement

Type of measure approved	Number	Percentage
Procedural	321	43,5%
Transfer to a different competent body	235	31,8%
Organisation of the judicial office	68	9,2%
Competency measures	51	6,9%
Organization, material and personnel measures	21	2,9%
Material resources	18	2,4%
Personnel resources	11	1,5%
Proceedings instituted	8	1,1%
Disciplinary	5	0,7%
<b>TOTAL</b>	<b>738</b>	<b>100%</b>

Claims sending to initiate disciplinary proceedings	Number
Sending to Ombudsman for Disciplinary Action (for judges and magistrates)	322
Sending to competent body for disciplinary matter	15
<b>TOTAL</b>	<b>337</b>

## KEY INDICATORS



## KEY INDICATORS. ALL JURISDICTIONS

## Rates

	2020	2021	Evolution
Clearance	0,95	1,01	6,6%
Pending	0,60	0,50	-17,7%
Congestion	1,60	1,49	-6,8%

## Litigation Rate (Incoming cases per 1,000 inhabitants)

2020	2021	Evolution
116,5	132,3	13,6%

## Incoming cases per magistrate

2020	2021	Evolution
1.033,2	1.166,6	12,9%

## Judgements per magistrate

2020	2021	Evolution
239,9	310,2	29,3%

Rough estimation  
Percentage of judgements which have been appealed

2020	2021	Evolution
15,6%	15,9%	1,9%

## Percentage of granted appeals

	2020	2021	Evolution
Appeals	69,2%	70,8%	2,3%
Cassation Appeals	89,0%	89,1%	0,1%

## Percentage of judgements delivered by members of the judiciary

2020	2021	Evolution
89,8%	87,3%	-2,7%

## Estimated length of proceedings

	2020	2021	Evolution
First Instance	6,5	6,4	-0,8%
2 <sup>nd</sup> Instance	5,2	4,8	-3,5%
Supreme Court	13,6	14,5	6,3%

## KEY INDICATORS. CIVIL JURISDICTIONS

## Rates

	2020	2021	Evolution
Clearance	0,92	1,00	8,5%
Pending	0,85	0,67	-20,7%
Congestion	1,85	1,67	-9,7%

## Litigation Rate (Incoming cases per 1,000 inhabitants)

2020	2021	Evolución
46,6	54,5	17,0%

## Incoming cases per magistrate

2020	2021	Evolución
792,9	921,4	16,2%

## Judgements per magistrate

2020	2021	Evolución
204,4	265,5	29,9%

## Percentage of judgements which have been appealed

2020	2021	Evolución
15,1%	15,7%	3,8%

## Percentage of granted appeals

	2020	2021	Evolución
Appeals	57,2%	62,0%	8,3%
Cassation Appeals	85,8%	87,4%	1,8%

## Rough estimation

## Percentage of judgements delivered by members of the judiciary

2020	2021	Evolución
88,6%	85,8%	-3,1%

## Estimated length of proceedings

	2020	2021	Evolución
First Instance	9,0	8,7	-2,1%
2 <sup>nd</sup> Instance	6,3	5,6	-10,9%
Supreme Court	22,4	24,6	9,6%



## KEY INDICATORS. CRIMINAL JURISDICTIONS

## Rates

	2020	2021	Evolution
Clearance	0,98	1,01	3,8%
Pending	0,31	0,27	-14,2%
Congestion	1,30	1,26	-3,5%

## Litigation Rate (Incoming cases per 1,000 inhabitants)

2020	2021	Evolution
57,3	63,6	11,0%

## Incoming cases per magistrate

2020	2021	Evolution
948,5	1.049,9	10,7%

## Judgements per magistrate

2020	2020	Evolution
148,0	195,5	32,1%

## Percentage of judgements which have been appealed

2020	2021	Evolution
10,0%	9,4%	-5,4%

## Percentage of granted appeals

	2020	2021	Evolution
Appeals	80,0%	78,8%	-1,4%
Cassation Appeals	93,2%	92,4%	-0,9%

## Rough estimation

## Percentage of judgements delivered by members of the judiciary

2020	2021	Evolution
90,1%	88,0%	-2,3%

## Estimated length of proceedings

	2020	2021	Evolution
First Instance	3,5	3,5	-1,6%
2 <sup>nd</sup> Instance	1,7	1,7	9,2%
Supreme Court	8,7	9,1	4,6%

## KEY INDICATORS. ADMINISTRATIVE JURISDICTIONS

## Rates

	2020	2021	Evolution
Clearance	0,99	1,00	1,1%
Pending	1,13	0,98	-12,5%
Congestion	2,11	1,96	-7,2%

## Litigation Rate (Incoming cases per 1,000 inhabitants)

2020	2021	Evolution
4,1	4,7	15,8%

## Incoming cases per magistrate

2020	2021	Evolution
340,1	392,7	15,4%

## Judgements per magistrate

2020	2021	Evolution
213,9	238,2	11,4%

## Rough estimation

## Percentage of judgements which have been appealed

2020	2021	Evolution
24,3%	25,5%	4,9%

## Percentage of granted appeals

	2020	2021	Evolution
Appeals	74,8%	74,0%	-1,0%
Cassation Appeals	88,7%	90,5%	2,0%

## Percentage of judgements delivered by members of the judiciary

2020	2021	Evolution
95,6%	95,1%	-0,6%

## Estimated length of proceedings

	2020	2021	Evolution
First Instance	11,6	12,3	5,6%
2 <sup>nd</sup> Instance	11,6	14,0	20,6%
Hight Court	9,0	8,6	-3,9%

## KEY INDICATORS. LABOR JURISDICTIONS

## Rates

	2020	2021	Evolution
Clearance	0,84	1,02	21,5%
Pending	1,12	0,80	-28,9%
Congestion	2,14	1,81	-15,4%

## Litigation Rate (Incoming cases per 1,000 inhabitants)

2020	2021	Evolution
8,4	9,4	11,6%

## Incoming cases per magistrate

2020	2021	Evolution
723,4	787,7	8,9%

## Judgements per magistrate

2020	2021	Evolution
300,6	396,8	32,0%

## Percentage of judgements which have been appealed

2020	2021	Evolution
30,7%	30,3%	-1,3%

## Percentage of granted appeals

	2020	2021	Evolution
Appeals	78,0%	77,6%	-0,5%
Cassation Appeals	89,0%	85,7%	3,7%

## Rough estimation

## Percentage of judgements delivered by members of the judiciary

2020	2021	Evolution
91,0%	86,7%	-4,6%

## Estimated length of proceedings

	2020	2021	Evolution
First Instance	10,6	11,1	4,4%
2 <sup>nd</sup> Instance	6,1	5,0	-18,5%
Hight Court	16,8	18,5	10,1%